

11 rue du Chenival  
95 690 Nesles la Vallée  
Tél.: +33.1.34.70.81.93  
Mail : [contact@efmecanic.com](mailto:contact@efmecanic.com)

# COURROIES & POULIES



## SOMMAIRE

	Page
- Courroies T.....	CP-02
- Courroies AT.....	CP-03
- Courroies HTD.....	CP-04
- Poulies T Monobloc.....	CP-06
- Poulies AT Monobloc.....	CP-07
- Poulies HTD Monobloc.....	CP-09
- Poulies HTD à moyeu SP.....	CP-12
- Moyeux amovibles.....	CP-15
- Flasques.....	CP-16

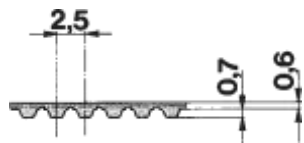


# COURROIES DENTEES Type T



## Simplex

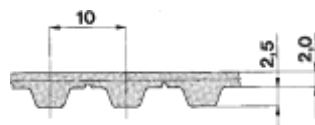
### T2.5



### T5



### T10



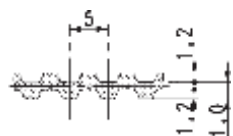
### T2.5 - Pas de 2.5 mm

Désignation	Longueur primitive (mm)	Nb de dents
T 2.5-120	120	48
T 2.5-145	145	58
T 2.5-160	160	64
T 2.5-177	177.5	71
T 2.5-200	200	80
T 2.5-230	230	92
T 2.5-245	245	98
T 2.5-265	265	106
T 2.5-285	285	114
T 2.5-305	305	122
T 2.5-317	317.5	127
T 2.5-330	330	132
T 2.5-380	380	152
T 2.5-420	420	168
T 2.5-480	480	192
T 2.5-500	500	200
T 2.5-600	600	240
T 2.5-650	650	260
T 2.5-680	680	272
T 2.5-780	780	312
T 2.5-880	880	352
T 2.5-915	915	366
T 2.5-950	950	380

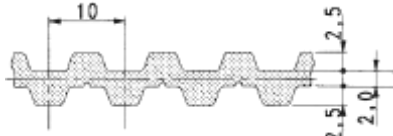
COURROIES T20 - Pas de 20 mm  
Sur demande

## Doubles

### T5 DD



### T10 DD



### T5 DD - Pas 5mm

Désignation	Longueur primitive (mm)	Nb de dents
T5 DD-410	410	82
T5 DD-460	460	92
T5 DD-590	590	118
T5 DD-620	620	124
T5 DD-750	750	150
T5 DD-815	815	163
T5 DD-860	860	172
T5 DD-940	940	188
T5 DD-1100	1100	220

### Remarque :

Sur demande, nous pouvons fournir des courroies avec des largeurs et/ou des longueurs différentes. Dans ce cas, les courroies sont livrables en version ouverte ou soudée, si elles n'existent pas en version fermée.

CP-2

### T5 - Pas 5 mm

Désignation	Longueur primitive (mm)	Nb de dents
T5-165	165	33
T5-185	185	37
T5-200	200	40
T5-215	215	43
T5-220	220	44
T5-225	225	45
T5-245	245	49
T5-255	255	51
T5-260	260	52
T5-270	270	54
T5-280	280	56
T5-295	295	59
T5-305	305	61
T5-330	330	66
T5-340	340	68
T5-350	350	70
T5-355	355	71
T5-365	365	73
T5-390	390	78
T5-400	400	80
T5-410	410	82
T5-420	420	84
T5-455	455	91
T5-475	475	95
T5-480	480	96
T5-500	500	100
T5-510	510	102
T5-525	525	105
T5-545	545	109
T5-550	550	110
T5-560	560	112
T5-575	575	115
T5-610	610	122
T5-620	620	124
T5-630	630	126
T5-650	650	130
T5-660	660	132
T5-690	690	138
T5-720	720	144
T5-750	750	150
T5-780	780	156
T5-815	815	163
T5-830	830	166
T5-840	840	168
T5 900	900	180
T5- 990	990	198
T5-1075	1075	215
T5-1100	1100	220
T5-1160	1160	232
T5-1215	1215	243
T5-1280	1280	256
T5-1315	1315	263
T5-1380	1380	276

### T10 - Pas 10mm

Désignation	Longueur primitive (mm)	Nb de dents
T10-260	260	26
T10-340	340	34
T10-370	370	37
T10-400	400	40
T10-410	410	41
T10-440	440	44
T10-480	480	48
T10-500	500	50
T10-530	530	53
T10-560	560	56
T10-600	600	60
T10-610	610	61
T10-630	630	63
T10-660	660	66
T10-690	690	69
T10-700	700	70
T10-720	720	72
T10-750	750	75
T10-780	780	78
T10-810	810	81
T10-840	840	84
T10-880	880	88
T10-890	890	89
T10-900	900	90
T10-920	920	92
T10-960	960	96
T10-970	970	97
T10-980	980	98
T10-1010	1010	101
T10-1080	1080	108
T10-1110	1110	110
T10-1140	1140	114
T10-1150	1150	115
T10-1210	1210	121
T10-1240	1240	124
T10-1250	1250	125
T10-1300	1300	130
T10-1320	1320	132
T10-1350	1350	135
T10-1390	1390	139
T10-1400	1400	140
T10-1420	1420	142
T10-1450	1450	145
T10-1460	1460	146
T10-1500	1500	150
T10-1560	1560	156
T10-1610	1610	161
T10-1750	1750	175
T10-1780	1780	178
T10-1880	1880	188
T10-1960	1960	196
T10-2250	2250	225

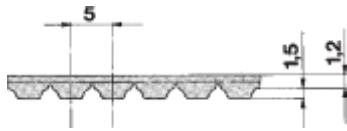
Tableaux sous réserve de modifications.

### T10 DD - Pas 10 mm

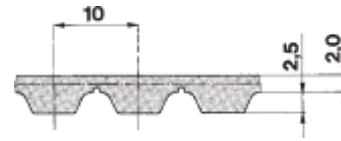
Désignation	Longueur primitive (mm)	Nb de dents
T10 DD-260	260	26
T10 DD-530	530	53
T10 DD-630	630	63
T10 DD-660	660	66
T10 DD-720	720	72
T10 DD-840	840	84
T10 DD-980	980	98
T10 DD-1210	1210	121
T10 DD-1240	1240	124
T10 DD-1250	1250	125
T10 DD-1320	1320	132
T10 DD-1350	1350	135
T10 DD-1420	1420	142
T10 DD-1610	1610	161
T10 DD-1880	1880	188

Tableaux sous réserve de modifications.

**AT5 - Pas 5 mm**



**AT10 - Pas 10 mm**



Désignation	Longueur primitive (mm)	Nb de dents
AT5-225	225	45
AT5-255	255	51
AT5-260	260	52
AT5-280	280	56
AT5-300	300	60
AT5-330	330	66
AT5-340	340	68
AT5-375	375	75
AT5-390	390	78
AT5-420	420	84
AT5-450	450	90
AT5-455	455	91
AT5-480	480	96
AT5-500	500	100
AT5-525	525	105
AT5-545	545	109
AT5-600	600	120
AT5-610	610	122
AT5-620	620	124
AT5-660	660	132
AT5-710	710	142
AT5-720	720	144
AT5-750	750	150
AT5-780	780	156
AT5-825	825	165
AT5-860	860	172
AT5-975	975	195
AT5-1050	1050	210
AT5-1125	1125	225
AT5-1500	1500	300
AT5-1750	1750	350
AT5-2000	2000	400

Désignation	Longueur primitive (mm)	Nb de dents
AT10-500	500	50
AT10-560	560	56
AT10-600	600	60
AT10-610	610	61
AT10-660	660	66
AT10-700	700	70
AT10-730	730	73
AT10-780	780	78
AT10-800	800	80
AT10-840	840	84
AT10-890	890	89
AT10-920	920	92
AT10-960	960	96
AT10-980	980	98
AT10-1000	1000	100
AT10-1010	1010	101
AT10-1050	1050	105
AT10-1080	1080	108
AT10-1100	1100	110
AT10-1150	1150	115
AT10-1200	1200	120
AT10-1210	1210	121
AT10-1250	1250	125
AT10-1280	1280	128
AT10-1300	1300	130
AT10-1320	1320	132
AT10-1350	1350	135
AT10-1360	1360	136
AT10-1400	1400	140
AT10-1420	1420	142
AT10-1480	1480	148
AT10-1500	1500	150
AT10-1600	1600	160
AT10-1700	1700	170
AT10-1720	1720	172
AT10-1800	1800	180
AT10-1860	1860	186
AT10-1940	1940	194

**COURROIES AT20 - Pas de 20 mm**  
Sur demande

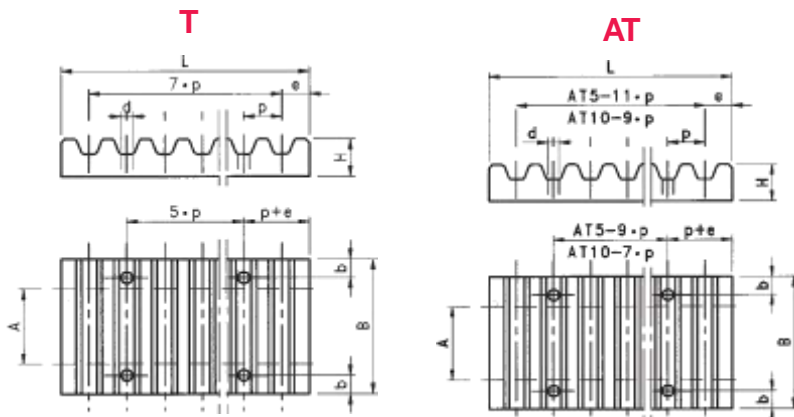
Tableaux sous réserve de modifications.

**Remarque :**

Sur demande, nous pouvons fournir des courroies avec des largeurs et/ou des longueurs différentes. Dans ce cas, les courroies sont livrables en version ouverte ou soudée, si elles n'existent pas en version fermée.

## PLAQUES TENDEUSES LL POUR COURROIES OUVERTES

Matière : Aluminium



Pas	Dimensions en mm							Poids kg
	A	B	b	d	e	L	H	
T5	10	29	6	5.5	3.25	41.5	8	0.02
T5	16	35	6	5.5	3.25	41.5	8	0.03
T5	25	44	6	5.5	3.25	41.5	8	0.04
AT5	10	29	6	5.5	5.00	65.0	8	0.034
AT5	16	35	6	5.5	5.00	65.0	8	0.042
AT5	25	44	6	5.5	5.00	65.0	8	0.053
T10	20	41	8	9.0	5.00	80.0	15	0.11
T10	25	50	8	9.0	5.00	80.0	15	0.14
T10	32	57	8	9.0	5.00	80.0	15	0.16
T10	50	75	8	9.0	5.00	80.0	15	0.215
AT10	16	41	8	9.0	10.00	110.0	15	0.154
AT10	25	50	8	9.0	10.00	110.0	15	0.19
AT10	32	57	8	9.0	10.00	110.0	15	0.218
AT10	50	75	10	9.0	10.00	110.0	15	0.289

Sous réserve de modifications.



# COURROIES DENTEES *Type HTD*



## Simple

### HTD 3M - Pas 3 mm

Type	Nb de dents	Long. primitive mm
129-3M	43	129
144-3M	48	144
147-3M	49	147
150-3M	50	150
159-3M	53	159
168-3M	56	168
174-3M	58	174
177-3M	59	177
180-3M	60	180
186-3M	62	186
195-3M	65	195
201-3M	67	201
204-3M	68	204
207-3M	69	207
210-3M	70	210
213-3M	71	213
225-3M	75	225
252-3M	84	252
255-3M	85	255
267-3M	89	267
276-3M	92	276
285-3M	95	285
288-3M	96	288
291-3M	97	291
297-3M	99	297
300-3M	100	300
312-3M	104	312
318-3M	106	318
333-3M	111	333
339-3M	113	339
345-3M	115	345
357-3M	119	357
363-3M	121	363
384-3M	128	384
390-3M	130	390
420-3M	140	420
447-3M	149	447
474-3M	158	474
480-3M	160	480
486-3M	162	486
489-3M	163	489
501-3M	167	501
513-3M	171	513
531-3M	177	531
564-3M	188	564
576-3M	192	576
597-3M	199	597
600-3M	200	600
633-3M	211	633
669-3M	223	669
711-3M	237	711
804-3M	268	804
882-3M	294	882
945-3M	315	945
1062-3M	354	1062
1125-3M	375	1125
1245-3M	415	1245
1263-3M	421	1263
1500-3M	500	1500
1530-3M	510	1530
1863-3M	621	1863

### HTD 5M - Pas 5 mm

Type	Nb de dents	Long. primitive mm
225-5M	45	225
255-5M	51	255
280-5M	56	280
300-5M	60	300
305-5M	61	305
325-5M	65	325
330-5M	66	330
340-5M	68	340
350-5M	70	350
360-5M	72	360
370-5M	74	370
375-5M	75	375
400-5M	80	400
425-5M	85	425
450-5M	90	450
475-5M	95	475
500-5M	100	500
525-5M	105	525
535-5M	107	535
550-5M	110	550
565-5M	113	565
575-5M	115	575
580-5M	116	580
600-5M	120	600
615-5M	123	615
635-5M	127	635
645-5M	129	645
665-5M	133	665
670-5M	134	670
700-5M	140	700
710-5M	142	710
740-5M	148	740
750-5M	150	750
800-5M	160	800
835-5M	167	835
860-5M	172	860
890-5M	178	890
900-5M	180	900
925-5M	185	925
950-5M	190	950
980-5M	196	980
1000-5M	200	1000
1050-5M	210	1050
1125-5M	225	1125
1175-5M	235	1175
1270-5M	254	1270
1350-5M	270	1350
1420-5M	284	1420
1595-5M	319	1595
1790-5M	358	1790
1800-5M	360	1800
1870-5M	374	1870
1895-5M	379	1895
2000-5M	400	2000
2525-5M	505	2525

### HTD 8M - Pas 8 mm

Type	Nb de dents	Long. primitive mm
480-8M	60	480
560-8M	70	560
600-8M	75	600
640-8M	80	640
720-8M	90	720
800-8M	100	800
880-8M	110	880
960-8M	120	960
1040-8M	130	1040
1120-8M	140	1120
1200-8M	150	1200
1280-8M	160	1280
1440-8M	180	1440
1600-8M	200	1600
1760-8M	220	1760
1800-8M	225	1800
2000-8M	250	2000
2400-8M	300	2400
2800-8M	350	2800

### HTD 14M - Pas 14 mm

Type	Nb de dents	Long. primitive mm
966-14M	69	966
1190-14M	85	1190
1400-14M	100	1400
1610-14M	115	1610
1778-14M	127	1778
1890-14M	135	1890
2100-14M	150	2100
2310-14M	165	2310
2450-14M	175	2450
2590-14M	185	2590
2800-14M	200	2800
3150-14M	225	3150
3500-14M	250	3500
3850-14M	275	3850
4326-14M	309	4326
4578-14M	327	4578

Tableaux sous réserve de modifications.

### COURROIES HTD 20M

Pas 20 mm

Sur demande

#### Remarque :

Sur demande, nous pouvons fournir des courroies avec des largeurs et/ou des longueurs différentes. Dans ce cas, les courroies sont livrables en version ouverte ou soudée, si elles n'existent pas en version fermée.

**Doubles**



### HTD 5M - Pas 5 mm

Type	Nb de dents	Long. primitive mm
DD 425-5M	85	425
DD 475-5M	95	475
DD 500-5M	100	500
DD 600-5M	120	600
DD 615-5M	123	615
DD 640-5M	128	640
DD 670-5M	134	670
DD 700-5M	140	700
DD 755-5M	151	755
DD 800-5M	160	800
DD 835-5M	167	835
DD 890-5M	178	890
DD 935-5M	187	935
DD 1100-5M	220	1100
DD 1200-5M	240	1200

### HTD 8M - Pas 8 mm

Type	Nb de dents	Long. primitive mm
DD 480-8M	60	480
DD 560-8M	70	560
DD 600-8M	75	600
DD 640-8M	80	640
DD 720-8M	90	720
DD 800-8M	100	800
DD 880-8M	110	880
DD 960-8M	120	960
DD 1040-8M	130	1040
DD 1120-8M	140	1120
DD 1200-8M	150	1200
DD 1280-8M	160	1280
DD 1360-8M	170	1360
DD 1440-8M	180	1440
DD 1600-8M	200	1600
DD 1760-8M	220	1760
DD 1800-8M	225	1800
DD 2000-8M	250	2000
DD 2400-8M	300	2400
DD 2600-8M	325	2600
DD 2800-8M	350	2800

### HTD 14M - Pas 14 mm

Type	Nb de dents	Long. primitive mm
DD 1610-14M	115	1610
DD 1778-14M	127	1778
DD 1890-14M	135	1890
DD 2100-14M	150	2100
DD 2310-14M	165	2310
DD 2450-14M	175	2450
DD 2590-14M	185	2590
DD 2800-14M	200	2800
DD 3150-14M	225	3150

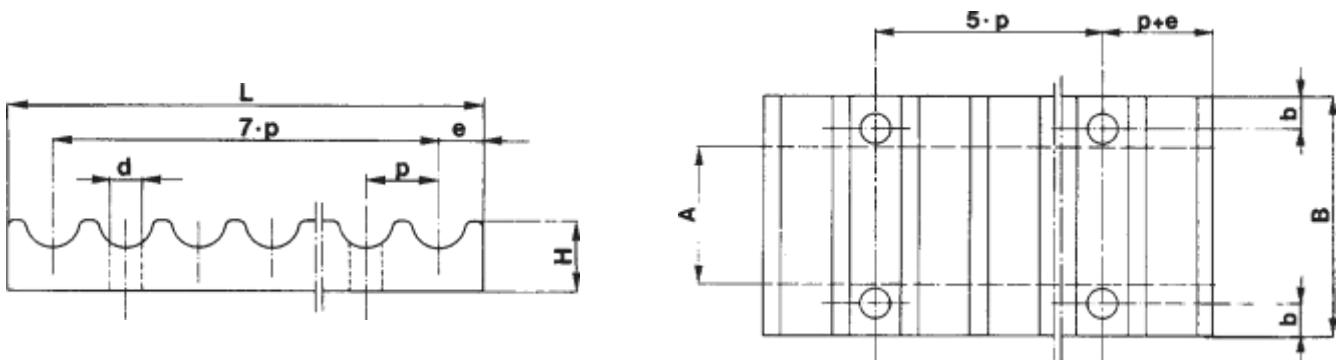
Tableaux sous réserve de modifications.

**Remarque :**

Sur demande, nous pouvons fournir des courroies avec des largeurs et/ou des longueurs différentes.

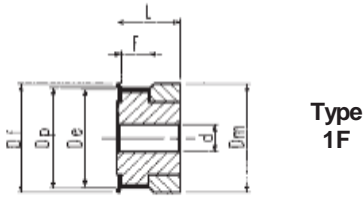
Dans ce cas, les courroies sont livrables en version ouverte ou soudée, si elles n'existent pas en version fermée.

## PLAQUES TENDEUSES LL POUR COURROIES OUVERTES

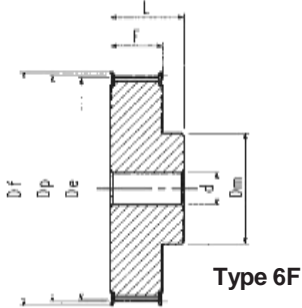


Pas	Dimensions en mm					A = Largeur de la courroie en mm												
	p	b	d	e	L	H	6	10	15	20	25	30	40	50	55	85	115	170
5M	6	5.5	3.2	41.8	8	-	28	34	-	44	-	-	-	-	-	-	-	-
8M	8	9	5	66	15	-	-	40	45	-	55	-	75	-	110	-	-	-
14M	10	11	9	116	22	-	-	-	-	-	-	71	-	86	116	146	201	-

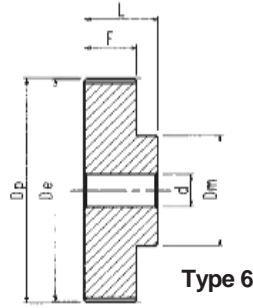
Sous réserve de modifications.



Type 1F



Type 6F



Type 6

## T2.5 Pas 2.5 mm pour courroies largeur 6 mm

	Désignation	Dents	Dimensions en mm							Poids kg
			Dp	De	Df	Dm	F	L	d	
Aluminium	16 T2.5/12 - 1F	12	9.55	9.00	13.0	12	9	16	-	0.004
	16 T2.5/14 - 1F	14	11.14	10.60	15.0	14	9	16	-	0.006
	16 T2.5/15 - 1F	15	11.94	11.40	15.0	15	9	16	-	0.006
	16 T2.5/16 - 1F	16	12.73	12.20	16.0	16	9	16	-	0.006
	16 T2.5/18 - 6F	18	14.32	13.80	17.5	10	10	16	4	0.006
	16 T2.5/19 - 6F	19	15.12	14.60	18.0	10	10	16	4	0.006
	16 T2.5/20 - 6F	20	15.92	15.40	19.5	11	10	16	4	0.006
	16 T2.5/22 - 6F	22	17.51	17.00	23.0	11	10	16	4	0.009
	16 T2.5/24 - 6F	24	19.10	18.55	23.0	12	10	16	4	0.020
	16 T2.5/25 - 6F	25	19.89	19.35	23.0	13	10	16	4	0.020
	16 T2.5/26 - 6F	26	20.69	20.15	25.0	14	10	16	4	0.020
	16 T2.5/28 - 6F	28	22.28	21.75	25.0	14	10	16	4	0.020
	16 T2.5/30 - 6F	30	23.87	23.35	28.0	16	10	16	6	0.020
	16 T2.5/32 - 6F	32	25.46	24.95	32.0	16	10	16	6	0.020
	16 T2.5/36 - 6F	36	28.65	28.10	36.0	20	10	16	6	0.030
	16 T2.5/40 - 6F	40	31.83	31.30	38.0	22	10	16	6	0.030
	16 T2.5/44 - 6	44	35.01	34.50	42.0	24	10	16	6	0.040
	16 T2.5/48 - 6	48	38.20	37.70	-	26	10	16	6	0.050
16 T2.5/60 - 6	60	47.75	47.25	-	34	10	16	8	0.080	

## T5 Pas 5 mm pour courroies largeur 10 mm

	Désignation	Dents	Dimensions en mm							Poids kg
			Dp	De	Df	Dm	F	L	d	
Aluminium	21 T5/10 - 6F	10	15.92	15.05	19.5	8	15	21	-	0.010
	21 T5/12 - 6F	12	19.10	18.25	23.0	11	15	21	-	0.020
	21 T5/14 - 6F	14	22.28	21.45	25.0	14	15	21	-	0.020
	21 T5/15 - 6F	15	23.87	23.05	28.0	16	15	21	6	0.030
	21 T5/16 - 6F	16	25.46	24.60	32.0	18	15	21	6	0.030
	21 T5/18 - 6F	18	28.65	27.80	32.0	20	15	21	6	0.031
	21 T5/19 - 6F	19	30.24	29.40	36.0	22	15	21	6	0.040
	21 T5/20 - 6F	20	31.83	31.00	36.0	23	15	21	6	0.040
	21 T5/22 - 6F	22	35.01	34.25	38.0	24	15	21	6	0.050
	21 T5/24 - 6F	24	38.20	37.40	42.0	26	15	21	6	0.060
	21 T5/25 - 6F	25	39.79	39.00	44.0	26	15	21	6	0.060
	21 T5/26 - 6F	26	41.38	40.60	44.0	26	15	21	6	0.060
	21 T5/27 - 6F	27	42.97	42.20	48.0	30	15	21	8	0.070
	21 T5/28 - 6F	28	44.56	43.75	48.0	32	15	21	8	0.070
	21 T5/30 - 6F	30	47.75	46.95	51.0	34	15	21	8	0.080
	21 T5/32 - 6F	32	50.93	50.10	54.0	38	15	21	8	0.090
	21 T5/36 - 6F	36	57.30	56.45	63.0	38	15	21	8	0.120
	21 T5/40 - 6F	40	63.66	62.85	66.0	40	15	21	8	0.140
21 T5/42 - 6F	42	66.84	66.00	71.0	40	15	21	8	0.180	
21 T5/44 - 6	44	70.03	69.20	-	45	15	21	8	0.190	
21 T5/48 - 6	48	76.39	75.55	-	50	15	21	8	0.200	
21 T5/60 - 6	60	95.49	94.65	-	65	15	21	8	0.310	

## T5 Pas 5 mm pour courroies largeur 16 mm

	Désignation	Dents	Dimensions en mm							Poids kg
			Dp	De	Df	Dm	F	L	d	
Aluminium	27 T5/10 - 6F	10	15.92	15.05	19.5	8	21	27	-	0.016
	27 T5/12 - 6F	12	19.10	18.25	23.0	11	21	27	-	0.022
	27 T5/14 - 6F	14	22.28	21.45	25.0	14	21	27	-	0.026
	27 T5/15 - 6F	15	23.87	23.05	28.0	16	21	27	6	0.029
	27 T5/16 - 6F	16	25.46	24.60	32.0	18	21	27	6	0.035
	27 T5/18 - 6F	18	28.65	27.80	32.0	20	21	27	6	0.043
	27 T5/19 - 6F	19	30.24	29.40	36.0	22	21	27	6	0.049
	27 T5/20 - 6F	20	31.83	31.00	36.0	23	21	27	6	0.053
	27 T5/22 - 6F	22	35.01	34.25	38.0	24	21	27	6	0.054
	27 T5/24 - 6F	24	38.20	37.40	42.0	26	21	27	6	0.076
	27 T5/25 - 6F	25	39.79	39.00	44.0	26	21	27	6	0.081
	27 T5/26 - 6F	26	41.38	40.60	44.0	26	21	27	6	0.085
	27 T5/27 - 6F	27	42.97	42.20	48.0	30	21	27	8	0.090
	27 T5/28 - 6F	28	44.56	43.75	48.0	32	21	27	8	0.092
	27 T5/30 - 6F	30	47.75	46.95	51.0	34	21	27	8	0.105
	27 T5/32 - 6F	32	50.93	50.10	54.0	38	21	27	8	0.123
	27 T5/36 - 6F	36	57.30	56.45	63.0	38	21	27	8	0.160
	27 T5/40 - 6F	40	63.66	62.85	66.0	40	21	27	8	0.193
27 T5/42 - 6F	42	66.84	66.00	71.0	40	21	27	8	0.205	
27 T5/44 - 6	44	70.03	69.20	-	45	21	27	8	0.228	
27 T5/48 - 6	48	76.39	75.55	-	50	21	27	8	0.280	
27 T5/60 - 6	60	95.49	94.65	-	65	21	27	8	0.430	

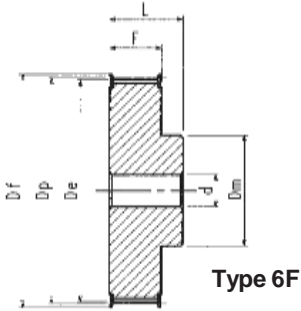
## T5 Pas 5 mm pour courroies largeur 25 mm

	Désignation	Dents	Dimensions en mm							Poids kg
			Dp	De	Df	Dm	F	L	d	
Aluminium	36 T5/10 - 6F	10	15.92	15.05	19.5	8	30	36	-	0.020
	36 T5/12 - 6F	12	19.10	18.25	23.0	11	30	36	-	0.030
	36 T5/14 - 6F	14	22.28	21.45	25.0	14	30	36	-	0.040
	36 T5/15 - 6F	15	23.87	23.05	28.0	16	30	36	6	0.040
	36 T5/16 - 6F	16	25.46	24.60	32.0	18	30	36	6	0.050
	36 T5/18 - 6F	18	28.65	27.80	32.0	20	30	36	6	0.060
	36 T5/19 - 6F	19	30.24	29.40	36.0	22	30	36	6	0.070
	36 T5/20 - 6F	20	31.83	31.00	36.0	23	30	36	6	0.080
	36 T5/22 - 6F	22	35.01	34.25	38.0	24	30	36	6	0.080
	36 T5/24 - 6F	24	38.20	37.40	42.0	26	30	36	8	0.110
	36 T5/25 - 6F	25	39.79	39.00	44.0	26	30	36	8	0.120
	36 T5/26 - 6F	26	41.38	40.60	44.0	26	30	36	8	0.120
	36 T5/27 - 6F	27	42.97	42.20	48.0	30	30	36	8	0.130
	36 T5/28 - 6F	28	44.56	43.75	48.0	32	30	36	8	0.130
	36 T5/30 - 6F	30	47.75	46.95	51.0	34	30	36	8	0.150
	36 T5/32 - 6F	32	50.93	50.10	54.0	38	30	36	8	0.180
	36 T5/36 - 6F	36	57.30	56.45	63.0	38	30	36	8	0.230
	36 T5/40 - 6F	40	63.66	62.85	66.0	40	30	36	8	0.280
36 T5/42 - 6F	42	66.84	66.00	71.0	40	30	36	8	0.290	
36 T5/44 - 6	44	70.03	69.20	-	45	30	36	8	0.320	
36 T5/48 - 6	48	76.39	75.55	-	50	30	36	8	0.400	
36 T5/60 - 6	60	95.49	94.65	-	65	30	36	8	0.620	

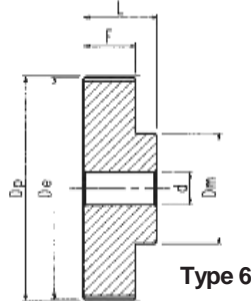
## T10 Pas 10 mm pour courroies largeur 16 mm

	Désignation	Dents	Dimensions en mm							Poids kg
			Dp	De	Df	Dm	F	L	d	
Aluminium	31 T10/12 - 6F	12	38.20	36.35	42	28	21	31	6	0.080
	31 T10/14 - 6F	14	44.56	42.70	48	32	21	31	8	0.100
	31 T10/15 - 6F	15	47.75	45.90	51	32	21	31	8	0.120
	31 T10/16 - 6F	16	50.93	49.05	54	35	21	31	8	0.130
	31 T10/18 - 6F	18	57.30	55.45	60	40	21	31	8	0.170
	31 T10/19 - 6F	19	60.48	58.60	66	44	21	31	8	0.190
	31 T10/20 - 6F	20	63.66	61.80	66	46	21	31	8	0.210
	31 T10/22 - 6F	22	70.03	68.15	75	52	21	31	8	0.260
	31 T10/24 - 6F	24	76.39	74.55	83	58	21	31	8	0.290
	31 T10/25 - 6F	25	79.58	77.70	83	60	21	31	8	0.310
	31 T10/26 - 6F	26	82.76	80.90	87	60	21	31	8	0.360
	31 T10/27 - 6F	27	85.94	84.10	91	60	21	31	8	0.370
	31 T10/28 - 6F	28	89.13	87.25	93	60	21	31	8	0.400
	31 T10/30 - 6F	30	95.49	93.65	97	60	21	31	8	0.440
	31 T10/32 - 6F	32	101.86	100.00	106	65	21	31	10	0.490
	31 T10/36 - 6F	36	114.59	112.75	119	70	21	31	10	0.620
	31 T10/40 - 6F	40	127.32	125.45	131	80	21	31	10	0.770
	31 T10/44 - 6	44	140.06	138.20	-	88	21	31	10	1.000
31 T10/48 - 6	48	152.79	150.95	-	95	21	31	16	1.090	
31 T10/60 - 6	60	190.99	189.10	-	110	21	31	16	1.700	

Tableaux sous réserve de modifications



Type 6F



Type 6

## T10 Pas 10 mm pour courroies largeur 25 mm

Désignation	Dents	Dimensions en mm							Poids kg
		Dp	De	Df	Dm	F	L	d	
40 T10/12 - 6F	12	38.20	36.35	42	28	30	40	6	0.100
40 T10/14 - 6F	14	44.56	42.70	48	32	30	40	8	0.140
40 T10/15 - 6F	15	47.75	45.90	51	32	30	40	8	0.150
40 T10/16 - 6F	16	50.93	49.05	54	35	30	40	8	0.180
40 T10/18 - 6F	18	57.30	55.45	60	40	30	40	8	0.230
40 T10/19 - 6F	19	60.48	58.60	66	44	30	40	8	0.250
40 T10/20 - 6F	20	63.66	61.80	66	46	30	40	8	0.280
40 T10/22 - 6F	22	70.03	68.15	75	52	30	40	8	0.340
40 T10/24 - 6F	24	76.39	74.55	83	58	30	40	8	0.390
40 T10/25 - 6F	25	79.58	77.70	83	60	30	40	8	0.420
40 T10/26 - 6F	26	82.76	80.90	87	60	30	40	8	0.480
40 T10/27 - 6F	27	85.94	84.10	91	60	30	40	8	0.540
40 T10/28 - 6F	28	89.13	87.25	93	60	30	40	8	0.540
40 T10/30 - 6F	30	95.49	93.65	97	60	30	40	8	0.640
40 T10/32 - 6F	32	101.86	100.00	106	65	30	40	10	0.700
40 T10/36 - 6F	36	114.59	112.75	119	70	30	40	10	0.880
40 T10/40 - 6F	40	127.32	125.45	131	80	30	40	10	1.070
40 T10/44 - 6	44	140.06	138.20	-	88	30	40	10	1.350
40 T10/48 - 6	48	152.79	150.95	-	95	30	40	16	1.520
40 T10/60 - 6	60	190.99	189.10	-	110	30	40	16	2.340

## T10 Pas 10 mm pour courroies largeur 32 mm

Désignation	Dents	Dimensions en mm							Poids kg
		Dp	De	Df	Dm	F	L	d	
47 T10/18 - 6F	18	57.30	55.45	60	40	37	47	10	0.260
47 T10/19 - 6F	19	60.48	58.60	66	44	37	47	10	0.290
47 T10/20 - 6F	20	63.66	61.80	66	46	37	47	12	0.330
47 T10/22 - 6F	22	70.03	68.15	75	52	37	47	12	0.400
47 T10/24 - 6F	24	76.39	74.55	83	58	37	47	12	0.480
47 T10/25 - 6F	25	79.58	77.70	83	60	37	47	12	0.530
47 T10/26 - 6F	26	82.76	80.90	87	60	37	47	12	0.570
47 T10/27 - 6F	27	85.94	84.10	91	60	37	47	12	0.600
47 T10/28 - 6F	28	89.13	87.25	93	60	37	47	12	0.640
47 T10/30 - 6F	30	95.49	93.65	97	60	37	47	12	0.740
47 T10/32 - 6F	32	101.86	100.00	106	65	37	47	12	0.840
47 T10/36 - 6F	36	114.59	112.75	119	70	37	47	16	1.070
47 T10/40 - 6F	40	127.32	125.45	131	80	37	47	16	1.320
47 T10/44 - 6	44	140.06	138.20	-	88	37	47	16	1.610
47 T10/48 - 6	48	152.79	150.95	-	95	37	47	16	1.930
47 T10/60 - 6	60	190.99	189.10	-	110	37	47	16	3.000

## T10 Pas 10 mm pour courroies largeur 50 mm

Désignation	Dents	Dimensions en mm							Poids kg
		Dp	De	Df	Dm	F	L	d	
66 T10/18 - 6F	18	57.30	55.45	60	40	56	66	10	0.420
66 T10/19 - 6F	19	60.48	58.60	66	44	56	66	10	0.470
66 T10/20 - 6F	20	63.66	61.80	66	46	56	66	12	0.520
66 T10/22 - 6F	22	70.03	68.15	75	52	56	66	12	0.570
66 T10/24 - 6F	24	76.39	74.55	83	58	56	66	12	0.730
66 T10/25 - 6F	25	79.58	77.70	83	60	56	66	12	0.770
66 T10/26 - 6F	26	82.76	80.90	87	60	56	66	12	0.820
66 T10/27 - 6F	27	85.94	84.10	91	60	56	66	12	0.940
66 T10/28 - 6F	28	89.13	87.25	93	60	56	66	12	0.960
66 T10/30 - 6F	30	95.49	93.65	97	60	56	66	12	1.169
66 T10/32 - 6F	32	101.86	100.00	106	65	56	66	12	1.300
66 T10/36 - 6F	36	114.59	112.75	119	70	56	66	16	1.640
66 T10/40 - 6F	40	127.32	125.45	131	80	56	66	16	2.000
66 T10/44 - 6	44	140.06	138.20	-	88	56	66	16	2.360
66 T10/48 - 6	48	152.79	150.95	-	95	56	66	16	2.830
66 T10/60 - 6	60	190.99	189.10	-	110	56	66	16	4.370

## POULIES T20 - PAS 20 mm - Surdemande

# POULIES DENTEES *Type AT*

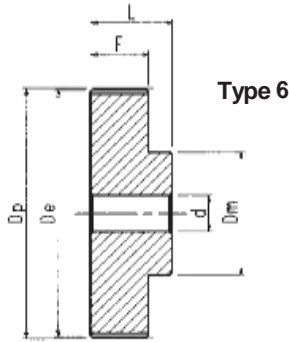
## AT5 (Pas 5 mm) pour courroies largeur 10 mm

Désignation	Dents	Dimensions en mm							Poids kg
		Dp	De	Df	Dm	F	L	d	
21 AT5/12 - 6F	12	19.10	17.85	23	11	15	21	-	0.020
21 AT5/14 - 6F	14	22.28	21.05	25	14	15	21	-	0.020
21 AT5/15 - 6F	15	23.87	22.65	28	16	15	21	6	0.020
21 AT5/16 - 6F	16	25.46	24.20	32	18	15	21	6	0.030
21 AT5/18 - 6F	18	28.65	27.40	32	20	15	21	6	0.040
21 AT5/19 - 6F	19	30.24	29.00	36	22	15	21	6	0.040
21 AT5/20 - 6F	20	31.83	30.60	36	23	15	21	6	0.050
21 AT5/22 - 6F	22	35.01	33.85	38	24	15	21	6	0.050
21 AT5/24 - 6F	24	38.20	37.00	42	26	15	21	6	0.060
21 AT5/25 - 6F	25	39.79	38.60	44	26	15	21	6	0.060
21 AT5/26 - 6F	26	41.38	40.20	44	26	15	21	6	0.060
21 AT5/27 - 6F	27	42.97	41.80	48	30	15	21	8	0.070
21 AT5/28 - 6F	28	44.56	43.35	48	32	15	21	8	0.080
21 AT5/30 - 6F	30	47.75	46.55	51	34	15	21	8	0.090
21 AT5/32 - 6F	32	50.93	49.70	54	38	15	21	8	0.100
21 AT5/36 - 6F	36	57.30	56.05	63	38	15	21	8	0.130
21 AT5/40 - 6F	40	63.66	62.45	66	40	15	21	8	0.150
21 AT5/42 - 6F	42	66.84	65.60	71	40	15	21	8	0.180
21 AT5/44 - 6	44	70.03	68.80	-	45	15	21	8	0.180
21 AT5/48 - 6	48	76.39	75.15	-	50	15	21	8	0.210
21 AT5/60 - 6	60	95.49	94.25	-	65	15	21	8	0.330

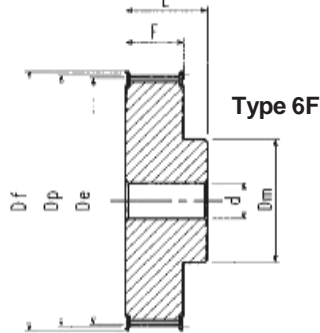
## AT5 (Pas 5 mm) pour courroies largeur 16 mm

Désignation	Dents	Dimensions en mm							Poids kg
		Dp	De	Df	Dm	F	L	d	
27 AT5/12 - 6F	12	19.10	17.85	23	11	21	27	-	0.020
27 AT5/14 - 6F	14	22.28	21.05	25	14	21	27	-	0.030
27 AT5/15 - 6F	15	23.87	22.65	28	16	21	27	6	0.030
27 AT5/16 - 6F	16	25.46	24.20	32	18	21	27	6	0.040
27 AT5/18 - 6F	18	28.65	27.40	32	20	21	27	6	0.050
27 AT5/19 - 6F	19	30.24	29.00	36	22	21	27	6	0.050
27 AT5/20 - 6F	20	31.83	30.60	36	23	21	27	6	0.050
27 AT5/22 - 6F	22	35.01	33.85	38	24	21	27	6	0.060
27 AT5/24 - 6F	24	38.20	37.00	42	26	21	27	6	0.070
27 AT5/25 - 6F	25	39.79	38.60	44	26	21	27	6	0.080
27 AT5/26 - 6F	26	41.38	40.20	44	26	21	27	6	0.090
27 AT5/27 - 6F	27	42.97	41.80	48	30	21	27	8	0.100
27 AT5/28 - 6F	28	44.56	43.35	48	32	21	27	8	0.100
27 AT5/30 - 6F	30	47.75	46.55	51	34	21	27	8	0.120
27 AT5/32 - 6F	32	50.93	49.70	54	38	21	27	8	0.130
27 AT5/36 - 6F	36	57.30	56.05	63	38	21	27	8	0.170
27 AT5/40 - 6F	40	63.66	62.45	66	40	21	27	8	0.200
27 AT5/42 - 6F	42	66.84	65.60	71	40	21	27	8	0.220
27 AT5/44 - 6	44	70.03	68.80	-	45	21	27	8	0.230
27 AT5/48 - 6	48	76.39	75.15	-	50	21	27	8	0.280
27 AT5/60 - 6	60	95.49	94.25	-	65	21	27	8	0.440

Tableaux sous réserve de modifications



Type 6



Type 6F

## AT5 (Pas 5 mm) pour courroies largeur 25 mm

Désignation	Dents	Dimensions en mm							Poids kg
		Dp	De	Df	Dm	F	L	d	
36 AT5/12 - 6F	12	19.10	17.85	23	11	30	36	-	0.020
36 AT5/14 - 6F	14	22.28	21.05	25	14	30	36	-	0.032
36 AT5/15 - 6F	15	23.87	22.65	28	16	30	36	6	0.040
36 AT5/16 - 6F	16	25.46	24.20	32	18	30	36	6	0.040
36 AT5/18 - 6F	18	28.65	27.40	32	20	30	36	6	0.050
36 AT5/19 - 6F	19	30.24	29.00	36	22	30	36	6	0.070
36 AT5/20 - 6F	20	31.83	30.60	36	23	30	36	6	0.070
36 AT5/22 - 6F	22	35.01	33.85	38	24	30	36	6	0.080
36 AT5/24 - 6F	24	38.20	37.00	42	26	30	36	8	0.090
36 AT5/25 - 6F	25	39.79	38.60	44	26	30	36	8	0.090
36 AT5/26 - 6F	26	41.38	40.20	44	26	30	36	8	0.110
36 AT5/27 - 6F	27	42.97	41.80	48	30	30	36	8	0.120
36 AT5/28 - 6F	28	44.56	43.35	48	32	30	36	8	0.130
36 AT5/30 - 6F	30	47.75	46.55	51	34	30	36	8	0.150
36 AT5/32 - 6F	32	50.93	49.70	54	38	30	36	8	0.170
36 AT5/36 - 6F	36	57.30	56.05	63	38	30	36	8	0.220
36 AT5/40 - 6F	40	63.66	62.45	66	40	30	36	8	0.270
36 AT5/42 - 6F	42	66.84	65.60	71	40	30	36	8	0.300
36 AT5/44 - 6	44	70.03	68.80	-	45	30	36	8	0.320
36 AT5/48 - 6	48	76.39	75.15	-	50	30	36	8	0.390
36 AT5/60 - 6	60	95.49	94.25	-	65	30	36	8	0.610

## AT 10 (Pas 10 mm) pour courroies largeur 16 mm

Désignation	Dents	Dimensions en mm							Poids kg
		Dp	De	Df	Dm	F	L	d	
31 AT10/15 - 6F	15	47.75	45.90	51	32	21	31	8	0.110
31 AT10/16 - 6F	16	50.93	49.05	54	35	21	31	8	0.130
31 AT10/18 - 6F	18	57.30	55.45	60	40	21	31	8	0.170
31 AT10/19 - 6F	19	60.48	58.60	66	44	21	31	8	0.200
31 AT10/20 - 6F	20	63.66	61.80	66	46	21	31	8	0.220
31 AT10/22 - 6F	22	70.03	68.15	75	52	21	31	8	0.270
31 AT10/24 - 6F	24	76.39	74.55	83	58	21	31	8	0.330
31 AT10/25 - 6F	25	79.58	77.70	83	60	21	31	8	0.360
31 AT10/26 - 6F	26	82.76	80.90	87	60	21	31	8	0.370
31 AT10/27 - 6F	27	85.94	84.10	91	60	21	31	8	0.400
31 AT10/28 - 6F	28	89.13	87.25	93	60	21	31	8	0.420
31 AT10/30 - 6F	30	95.49	93.65	97	60	21	31	8	0.460
31 AT10/32 - 6F	32	101.86	100.00	106	65	21	31	10	0.530
31 AT10/36 - 6F	36	114.59	112.75	119	70	21	31	10	0.700
31 AT10/40 - 6F	40	127.32	125.45	131	80	21	31	10	0.870
31 AT10/44 - 6	44	140.06	138.20	-	88	21	31	10	1.000
31 AT10/48 - 6	48	152.79	150.95	-	95	21	31	16	1.200
31 AT10/60 - 6	60	190.99	189.10	-	110	21	31	16	1.850

## AT 10 (Pas 10 mm) pour courroies largeur 25 mm

Désignation	Dents	Dimensions en mm							Poids kg
		Dp	De	Df	Dm	F	L	d	
40 AT10/15 - 6F	15	47.75	45.90	51	32	30	40	8	0.150
40 AT10/16 - 6F	16	50.93	49.05	54	35	30	40	8	0.180
40 AT10/18 - 6F	18	57.30	55.45	60	40	30	40	8	0.230
40 AT10/19 - 6F	19	60.48	58.60	66	44	30	40	8	0.260
40 AT10/20 - 6F	20	63.66	61.80	66	46	30	40	8	0.280
40 AT10/22 - 6F	22	70.03	68.15	75	52	30	40	8	0.350
40 AT10/24 - 6F	24	76.39	74.55	83	58	30	40	8	0.410
40 AT10/25 - 6F	25	79.58	77.70	83	60	30	40	8	0.460
40 AT10/26 - 6F	26	82.76	80.90	87	60	30	40	8	0.490
40 AT10/27 - 6F	27	85.94	84.10	91	60	30	40	8	0.530
40 AT10/28 - 6F	28	89.13	87.25	93	60	30	40	8	0.550
40 AT10/30 - 6F	30	95.49	93.65	97	60	30	40	8	0.620
40 AT10/32 - 6F	32	101.86	100.00	106	65	30	40	10	0.700
40 AT10/36 - 6F	36	114.59	112.75	119	70	30	40	10	0.910
40 AT10/40 - 6F	40	127.32	125.45	131	80	30	40	10	1.100
40 AT10/44 - 6	44	140.06	138.20	-	88	30	40	10	1.340
40 AT10/48 - 6	48	152.79	150.95	-	95	30	40	16	1.630
40 AT10/60 - 6	60	190.99	189.10	-	110	30	40	16	2.520

## AT 10 (Pas 10 mm) pour courroies largeur 32 mm

Désignation	Dents	Dimensions en mm							Poids kg
		Dp	De	Df	Dm	F	L	d	
47 AT10/18 - 6F	18	57.30	55.45	60	40	37	47	10	0.260
47 AT10/19 - 6F	19	60.48	58.60	66	44	37	47	10	0.300
47 AT10/20 - 6F	20	63.66	61.80	66	46	37	47	12	0.320
47 AT10/22 - 6F	22	70.03	68.15	75	52	37	47	12	0.400
47 AT10/24 - 6F	24	76.39	74.55	83	58	37	47	12	0.490
47 AT10/25 - 6F	25	79.58	77.70	83	60	37	47	12	0.520
47 AT10/26 - 6F	26	82.76	80.90	87	60	37	47	12	0.560
47 AT10/27 - 6F	27	85.94	84.10	91	60	37	47	12	0.610
47 AT10/28 - 6F	28	89.13	87.25	93	60	37	47	12	0.650
47 AT10/30 - 6F	30	95.49	93.65	97	60	37	47	12	0.730
47 AT10/32 - 6F	32	101.86	100.00	106	65	37	47	12	0.840
47 AT10/36 - 6F	36	114.59	112.75	119	70	37	47	16	1.070
47 AT10/40 - 6F	40	127.32	125.45	131	80	37	47	16	1.340
47 AT10/44 - 6	44	140.06	138.20	-	88	37	47	16	1.600
47 AT10/48 - 6	48	152.79	150.95	-	95	37	47	16	1.900
47 AT10/60 - 6	60	190.99	189.10	-	110	37	47	16	2.950

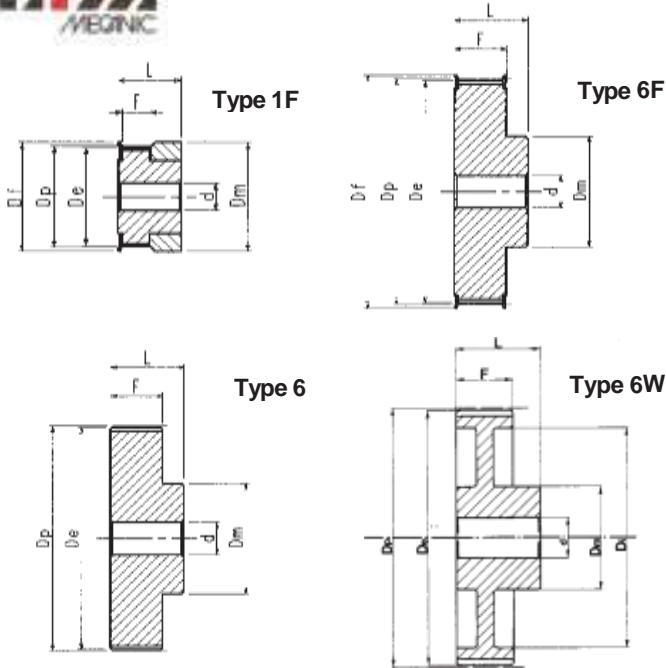
## AT 10 (Pas 10 mm) pour courroies largeur 50 mm

Désignation	Dents	Dimensions en mm							Poids kg
		Dp	De	Df	Dm	F	L	d	
66 AT10/18 - 6F	18	57.30	55.45	60	40	56	66	10	0.370
66 AT10/19 - 6F	19	60.48	58.60	66	44	56	66	10	0.420
66 AT10/20 - 6F	20	63.66	61.80	66	46	56	66	12	0.460
66 AT10/22 - 6F	22	70.03	68.15	75	52	56	66	12	0.560
66 AT10/24 - 6F	24	76.39	74.55	83	58	56	66	12	0.680
66 AT10/25 - 6F	25	79.58	77.70	83	60	56	66	12	0.750
66 AT10/26 - 6F	26	82.76	80.90	87	60	56	66	12	0.800
66 AT10/27 - 6F	27	85.94	84.10	91	60	56	66	12	0.890
66 AT10/28 - 6F	28	89.13	87.25	93	60	56	66	12	0.950
66 AT10/30 - 6F	30	95.49	93.65	97	60	56	66	12	1.070
66 AT10/32 - 6F	32	101.86	100.00	106	65	56	66	12	1.240
66 AT10/36 - 6F	36	114.59	112.75	119	70	56	66	16	1.560
66 AT10/40 - 6F	40	127.32	125.45	131	80	56	66	16	1.940
66 AT10/44 - 6	44	140.06	138.20	-	88	56	66	16	2.320
66 AT10/48 - 6	48	152.79	150.95	-	95	56	66	16	2.890
66 AT10/60 - 6	60	190.99	189.10	-	110	56	66	16	4.330

POULIESAT20 - PAS 20 mm - Sur demande



# POULIES DENTEES *Type HTD*



## HTD 3M-09

Désignation	Dents	Dimensions en mm							Poids kg
		Dp	De	Df	Dm	F	L	d	
10-3M-09-1F	10	9.55	8.79	13.0	13.0	10.2	17.5	-	0.004
12-3M-09-1F	12	11.46	10.70	15.0	15.0	10.2	17.5	-	0.006
14-3M-09-1F	14	13.37	12.61	16.0	16.0	10.2	17.5	-	0.007
15-3M-09-1F	15	14.32	13.56	17.5	17.5	10.2	17.5	-	0.008
16-3M-09-6F	16	15.28	14.52	18.0	10.0	12.8	20.6	4	0.007
18-3M-09-6F	18	17.19	16.43	19.5	11.0	12.8	20.6	6	0.008
20-3M-09-6F	20	19.10	18.34	23.0	13.0	12.8	20.6	6	0.010
21-3M-09-6F	21	20.05	19.29	25.0	14.0	12.8	20.6	6	0.013
22-3M-09-6F	22	21.01	20.25	25.0	14.0	12.8	20.6	6	0.014
24-3M-09-6F	24	22.92	22.16	25.0	14.0	12.8	20.6	6	0.016
26-3M-09-6F	26	24.83	24.07	28.0	16.0	12.8	20.6	6	0.018
28-3M-09-6F	28	26.74	25.98	32.0	18.0	12.8	20.6	6	0.024
30-3M-09-6F	30	28.65	27.89	32.0	20.0	12.8	20.6	6	0.028
32-3M-09-6F	32	30.56	29.80	36.0	22.0	12.8	20.6	6	0.032
36-3M-09-6F	36	34.38	33.62	38.0	26.0	13.4	22.2	6	0.045
40-3M-09-6F	40	38.20	37.44	42.0	28.0	13.4	22.2	6	0.055
44-3M-09-6F	44	42.02	41.26	48.0	33.0	13.4	22.2	6	0.074
48-3M-09-6	48	45.84	45.08	-	33.0	13.4	22.2	8	0.074
60-3M-09-6	60	57.30	56.54	-	33.0	13.4	22.2	8	0.106
72-3M-09-6	72	68.75	67.99	-	33.0	13.4	22.2	8	0.145

## HTD 3M-15

Désignation	Dents	Dimensions en mm							Poids kg
		Dp	De	Df	Dm	F	L	d	
10-3M-15-1F	10	9.55	8.79	13.0	13.0	17.0	26	-	0.006
12-3M-15-1F	12	11.46	10.70	15.0	15.0	17.0	26	-	0.008
14-3M-15-1F	14	13.37	12.61	16.0	16.0	17.0	26	-	0.010
15-3M-15-1F	15	14.32	13.56	17.5	17.5	17.0	26	-	0.012
16-3M-15-6F	16	15.28	14.52	18.0	10.0	19.5	26	4	0.010
18-3M-15-6F	18	17.19	16.43	19.5	11.0	19.5	26	6	0.012
20-3M-15-6F	20	19.10	18.34	23.0	13.0	19.5	26	6	0.014
21-3M-15-6F	21	20.05	19.29	25.0	14.0	19.5	26	6	0.016
22-3M-15-6F	22	21.01	20.25	25.0	14.0	19.5	26	6	0.018
24-3M-15-6F	24	22.92	22.16	25.0	14.0	19.5	26	6	0.020
26-3M-15-6F	26	24.83	24.07	28.0	16.0	19.5	26	6	0.027
28-3M-15-6F	28	26.74	25.98	32.0	18.0	19.5	26	6	0.030
30-3M-15-6F	30	28.65	27.89	32.0	20.0	19.5	26	6	0.035
32-3M-15-6F	32	30.56	29.80	36.0	22.0	19.5	26	6	0.042
36-3M-15-6F	36	34.38	33.62	38.0	26.0	20.0	30	6	0.060
40-3M-15-6F	40	38.20	37.44	42.0	28.0	20.0	30	6	0.075
44-3M-15-6F	44	42.02	41.26	48.0	33.0	20.0	30	6	0.095
48-3M-15-6	48	45.84	45.08	-	33.0	20.0	30	8	0.103
60-3M-15-6	60	57.30	56.54	-	33.0	20.0	30	8	0.150
72-3M-15-6	72	68.75	67.99	-	33.0	20.0	30	8	0.212

## HTD 5M-09

Désignation	Dents	Dimensions en mm							Poids kg
		Dp	De	Df	Dm	F	L	d	
12-5M-09-6F	12	19.10	17.96	23	13.0	14.5	20.0	4	0.028
14-5M-09-6F	14	22.28	21.14	25	14.0	14.5	20.0	6	0.034
15-5M-09-6F	15	23.87	22.73	28	16.0	14.5	20.0	6	0.042
16-5M-09-6F	16	25.46	24.32	28	16.5	14.5	20.0	6	0.050
18-5M-09-6F	18	28.65	27.51	32	20.0	14.5	20.0	6	0.070
20-5M-09-6F	20	31.83	30.69	36	23.0	14.5	22.5	6	0.094
21-5M-09-6F	21	33.42	32.28	38	24.0	14.5	22.5	6	0.110
22-5M-09-6F	22	35.01	33.87	38	25.5	14.5	22.5	6	0.118
24-5M-09-6F	24	38.20	37.06	42	27.0	14.5	22.5	6	0.145
26-5M-09-6F	26	41.38	40.24	44	30.0	14.5	22.5	6	0.170
28-5M-09-6F	28	44.56	43.42	48	30.5	14.5	22.5	6	0.200
30-5M-09-6F	30	47.75	46.60	51	35.0	14.5	22.5	6	0.236
32-5M-09-6F	32	50.93	49.79	54	38.0	14.5	22.5	8	0.270
36-5M-09-6F	36	57.30	56.16	60	38.0	14.5	22.5	8	0.324
40-5M-09-6F	40	63.66	62.52	71	38.0	14.5	22.5	8	0.400
44-5M-09-6W	44	70.03	68.89	-	38.0	14.5	25.5	8	0.170
48-5M-09-6W	48	76.39	75.25	-	45.0	14.5	25.5	8	0.182
60-5M-09-6W	60	95.49	94.35	-	45.0	14.5	25.5	8	0.230
72-5M-09-6W	72	114.59	113.45	-	45.0	14.5	25.5	8	0.270

## HTD 5M-15

Désignation	Dents	Dimensions en mm							Poids kg
		Dp	De	Df	Dm	F	L	d	
12-5M-15-6F	12	19.10	17.96	23	13.0	20.5	26	4	0.034
14-5M-15-6F	14	22.28	21.14	25	14.0	20.5	26	6	0.046
15-5M-15-6F	15	23.87	22.73	28	16.0	20.5	26	6	0.056
16-5M-15-6F	16	25.46	24.32	28	16.5	20.5	26	6	0.064
18-5M-15-6F	18	28.65	27.51	32	20.0	20.5	26	6	0.086
20-5M-15-6F	20	31.83	30.69	36	23.0	20.5	26	6	0.112
21-5M-15-6F	21	33.42	32.28	38	24.0	20.5	26	6	0.130
22-5M-15-6F	22	35.01	33.87	38	25.5	20.5	26	6	0.140
24-5M-15-6F	24	38.20	37.06	42	27.0	20.5	28	6	0.180
26-5M-15-6F	26	41.38	40.24	44	30.0	20.5	28	6	0.220
28-5M-15-6F	28	44.56	43.42	48	30.5	20.5	28	6	0.250
30-5M-15-6F	30	47.75	46.60	51	35.0	20.5	28	6	0.300
32-5M-15-6F	32	50.93	49.79	54	38.0	20.5	28	8	0.350
36-5M-15-6F	36	57.30	56.16	60	38.0	20.5	28	8	0.426
40-5M-15-6F	40	63.66	62.52	71	38.0	20.5	28	8	0.520
44-5M-15-6W	44	70.03	68.89	-	38.0	20.5	30	8	0.225
48-5M-15-6W	48	76.39	75.25	-	38.0	20.5	30	8	0.187
60-5M-15-6W	60	95.49	94.35	-	50.0	20.5	30	8	0.305
72-5M-15-6W	72	114.59	113.45	-	50.0	20.5	30	8	0.375

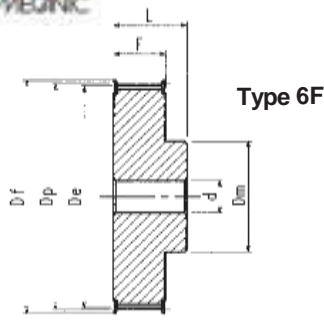
## HTD 5M-25

Désignation	Dents	Dimensions en mm							Poids kg
		Dp	De	Df	Dm	F	L	d	
12-5M-25-6F	12	19.10	17.96	23	13.0	30.5	36	4	0.050
14-5M-25-6F	14	22.28	21.14	25	14.0	30.5	36	6	0.070
15-5M-25-6F	15	23.87	22.73	28	16.0	30.5	36	6	0.080
16-5M-25-6F	16	25.46	24.32	28	16.5	30.5	36	6	0.100
18-5M-25-6F	18	28.65	27.51	32	20.0	30.5	36	6	0.120
20-5M-25-6F	20	31.83	30.69	36	23.0	30.5	36	6	0.160
21-5M-25-6F	21	33.42	32.28	38	24.0	30.5	38	6	0.190
22-5M-25-6F	22	35.01	33.87	38	25.5	30.5	38	6	0.210
24-5M-25-6F	24	38.20	37.06	42	27.0	30.5	38	6	0.250
26-5M-25-6F	26	41.38	40.24	44	30.0	30.5	38	6	0.300
28-5M-25-6F	28	44.56	43.42	48	30.5	30.5	38	6	0.350
30-5M-25-6F	30	47.75	46.60	51	35.0	30.5	38	6	0.420
32-5M-25-6F	32	50.93	49.79	54	38.0	30.5	38	8	0.480
36-5M-25-6F	36	57.30	56.16	60	38.0	30.5	38	8	0.590
40-5M-25-6F	40	63.66	62.52	71	38.0	30.5	38	8	0.740
44-5M-25-6	44	70.03	68.89	-	38.0	30.5	40	8	0.320
48-5M-25-6W	48	76.39	75.25	-	38.0	30.5	40	8	0.275
60-5M-25-6W	60	95.49	94.35	-	50.0	30.5	40	8	0.435
72-5M-25-6W	72	114.59	113.45	-	50.0	30.5	40	8	0.525

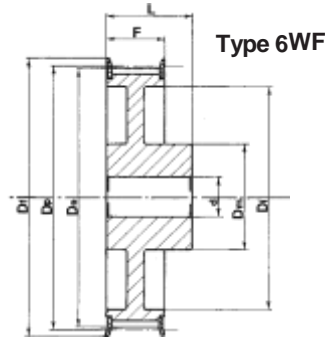
Tableaux sous réserve de modifications



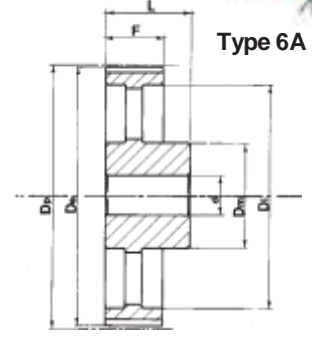
# POULIES DENTEES *Type HTD*



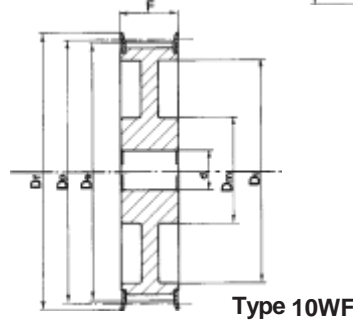
Type 6F



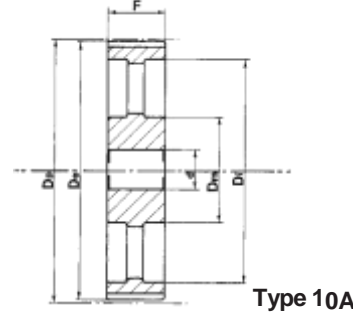
Type 6WF



Type 6A



Type 10WF



Type 10A

## HTD 8M-20

	Désignation	Dents	Dimensions en mm								Pds kg
			Dp	De	Df	Dm	Di	F	L	d	
Acier	22-8M-20-6F	22	56.02	54.65	60	43	-	28	38	12	0.54
	24-8M-20-6F	24	61.12	59.75	66	45	-	28	38	12	0.65
	26-8M-20-6F	26	66.21	64.84	71	50	-	28	38	12	0.80
	28-8M-20-6F	28	71.30	70.08	75	50	-	28	38	15	0.87
	30-8M-20-6F	30	76.39	75.13	83	55	-	28	38	15	1.02
	32-8M-20-6F	32	81.49	80.16	87	60	-	28	38	15	1.20
	34-8M-20-6F	34	86.58	85.22	91	70	-	28	38	15	1.40
	36-8M-20-6F	36	91.67	90.30	98.5	70	-	28	38	15	1.55
	38-8M-20-6F	38	96.77	95.39	103	75	-	28	38	15	1.65
	40-8M-20-6F	40	101.86	100.49	106	75	-	28	38	15	1.74
Fonte	44-8M-20-6F	44	112.05	110.67	119	75	-	28	38	15	2.10
	48-8M-20-6F	48	122.23	120.86	127	75	-	28	38	15	2.44
	56-8M-20-6WF	56	142.60	141.23	148	80	117	28	38	15	2.60
	64-8M-20-6WF	64	162.97	161.60	168	80	137	28	38	15	2.90
	72-8M-20-6WF	72	183.35	181.97	192	80	158	28	38	15	3.54
	80-8M-20-6A	80	203.72	202.35	-	90	180	28	38	15	3.80
	90-8M-20-6A	90	229.18	227.81	-	90	204	28	38	15	4.20
	112-8M-20-6A	112	285.21	283.83	-	90	260	28	38	18	5.20
	144-8M-20-6A	144	366.69	365.32	-	90	341	28	38	20	7.50
	168-8M-20-6A	168	427.81	426.44	-	100	402	28	38	20	10
192-8M-20-6A	192	488.92	487.55	-	100	460	28	38	20	14.4	

## HTD 8M-30

	Désignation	Dents	Dimensions en mm								Pds kg
			Dp	De	Df	Dm	Di	F	L	d	
Acier	22-8M-30-6F	22	56.02	54.65	60	43	-	38	48	12	0.69
	24-8M-30-6F	24	61.12	59.75	66	45	-	38	48	12	0.84
	26-8M-30-6F	26	66.21	64.84	71	50	-	38	48	12	1.00
	28-8M-30-6F	28	71.30	70.08	75	50	-	38	48	15	1.12
	30-8M-30-6F	30	76.39	75.13	83	55	-	38	48	15	1.32
	32-8M-30-6F	32	81.49	80.16	87	60	-	38	48	15	1.53
	34-8M-30-6F	34	86.58	85.22	91	70	-	38	48	15	1.80
	36-8M-30-6F	36	91.67	90.30	98.5	70	-	38	48	15	1.99
	38-8M-30-6F	38	96.77	95.39	103	75	-	38	48	15	2.27
	40-8M-30-6F	40	101.86	100.49	106	75	-	38	48	15	2.40
Fonte	44-8M-30-6F	44	112.05	110.67	119	75	-	38	48	15	2.80
	48-8M-30-6F	48	122.23	120.86	127	75	-	38	48	15	3.20
	56-8M-30-6WF	56	142.60	141.23	148	80	117	38	48	15	3.70
	64-8M-30-6WF	64	162.97	161.60	168	80	137	38	48	15	4.10
	72-8M-30-6WF	72	183.35	181.97	192	80	158	38	48	15	4.80
	80-8M-30-6A	80	203.72	202.35	-	100	180	38	48	15	5.10
	90-8M-30-6A	90	229.18	227.81	-	100	204	38	48	15	5.70
	112-8M-30-6A	112	285.21	283.83	-	100	260	38	48	18	6.80
	144-8M-30-6A	144	366.69	365.32	-	100	341	38	48	20	9.30
	168-8M-30-6A	168	427.81	426.44	-	100	402	38	48	20	11.4
192-8M-30-6A	192	488.92	487.55	-	100	460	38	48	20	16	

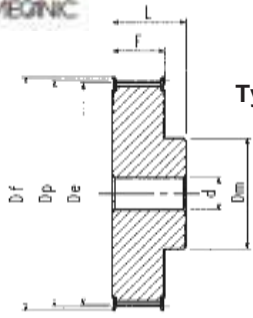
## HTD 8M-50

	Désignation	Dents	Dimensions en mm								Pds kg
			Dp	De	Df	Dm	Di	F	L	d	
Acier	22-8M-50-6F	22	56.02	54.65	60	43	-	60	70	12	1.00
	24-8M-50-6F	24	61.12	59.75	66	45	-	60	70	12	1.23
	26-8M-50-6F	26	66.21	64.84	71	50	-	60	70	12	1.50
	28-8M-50-6F	28	71.30	70.08	75	50	-	60	70	15	1.67
	30-8M-50-6F	30	76.39	75.13	83	55	-	60	70	15	1.97
	32-8M-50-6F	32	81.49	80.16	87	60	-	60	70	15	2.27
	34-8M-50-6F	34	86.58	85.22	91	70	-	60	70	15	2.69
	36-8M-50-6F	36	91.67	90.30	98.5	70	-	60	70	15	2.97
	38-8M-50-6F	38	96.77	95.39	103	75	-	60	70	15	3.23
	40-8M-50-6F	40	101.86	100.49	106	75	-	60	70	18	3.50
Fonte	44-8M-50-6F	44	112.05	110.67	119	75	-	60	70	18	4.05
	48-8M-50-6F	48	122.23	120.86	127	75	-	60	70	18	4.80
	56-8M-50-10WF	56	142.60	141.23	148	80	117	60	60	18	5.20
	64-8M-50-10WF	64	162.97	161.60	168	100	137	60	60	18	5.60
	72-8M-50-10WF	72	183.35	181.97	192	100	158	60	60	18	6.80
	80-8M-50-10A	80	203.72	202.35	-	110	180	60	60	18	6.90
	90-8M-50-10A	90	229.18	227.81	-	110	204	60	60	18	8.60
	112-8M-50-10A	112	285.21	283.83	-	110	260	60	60	18	9.60
	144-8M-50-10A	144	366.69	365.32	-	110	341	60	60	20	13.8
	168-8M-50-10A	168	427.81	426.44	-	120	402	60	60	20	16
192-8M-50-10A	192	488.92	487.55	-	130	460	60	60	20	22.8	

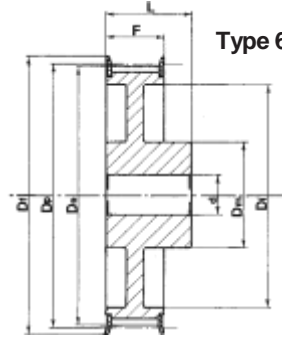
## HTD 8M-50

	Désignation	Dents	Dimensions en mm								Pds kg
			Dp	De	Df	Dm	Di	F	L	d	
Acier	22-8M-85-6F	22	56.02	54.65	60	43	-	95	105	12	1.55
	24-8M-85-6F	24	61.12	59.75	66	45	-	95	105	12	1.90
	26-8M-85-6F	26	66.21	64.84	71	50	-	95	105	12	2.25
	28-8M-85-6F	28	71.30	70.08	75	50	-	95	105	15	2.55
	30-8M-85-6F	30	76.39	75.13	83	55	-	95	105	15	3.00
	32-8M-85-6F	32	81.49	80.16	87	60	-	95	105	15	3.57
	34-8M-85-6F	34	86.58	85.22	91	70	-	95	105	15	4.00
	36-8M-85-6F	36	91.67	90.30	98.5	70	-	95	105	15	4.50
	38-8M-85-6F	38	96.77	95.39	103	75	-	95	105	15	5.00
	40-8M-85-6F	40	101.86	100.49	106	75	-	95	105	18	5.20
Fonte	44-8M-85-6F	44	112.05	110.67	119	75	-	95	105	18	6.60
	48-8M-85-6F	48	122.23	120.86	127	75	-	95	105	18	7.00
	56-8M-85-6F	56	142.60	141.23	148	80	-	95	105	20	10.8
	64-8M-85-10WF	64	162.97	161.60	168	100	137	95	95	20	10.4
	72-8M-85-10WF	72	183.35	181.97	192	110	158	95	95	20	11.4
	80-8M-85-10A	80	203.72	202.35	-	110	180	95	95	20	11.1
	90-8M-85-10A	90	229.18	227.81	-	110	204	95	95	20	12.2
	112-8M-85-10A	112	285.21	283.83	-	110	260	95	95	24	15.3
	144-8M-85-10A	144	366.69	365.32	-	120	341	95	95	24	21.5
	168-8M-85-10A	168	427.81	426.44	-	120	402	95	95	24	24.1
192-8M-85-10A	192	488.92	487.55	-	130	460	95	95	24	30.6	

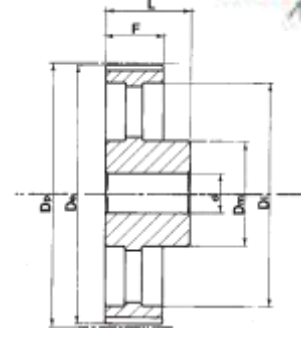
Tableaux sous réserve de modifications.



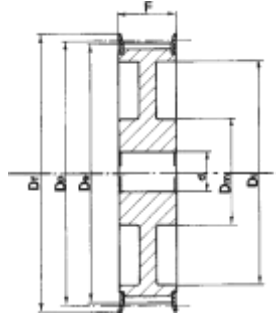
Type



Type 6



Type 1



### HTD 14M-40

Désignation	Dents	Dimensions en mm								Pds kg
		Dp	De	Df	Dm	Di	F	L	d	
28-14M-40-6F	28	124.78	122.12	127	100	-	54	69	24	4.7
29-14M-40-6F	29	129.23	126.57	138	100	-	54	69	24	5.1
30-14M-40-6F	30	133.69	130.99	138	100	-	54	69	24	5.5
32-14M-40-6F	32	142.60	139.88	154	100	-	54	69	24	6.2
34-14M-40-6F	34	151.52	148.79	160	100	-	54	69	24	6.9
36-14M-40-6F	36	160.43	157.68	168	100	-	54	69	24	7.6
38-14M-40-6F	38	169.34	166.60	183	120	-	54	69	24	8.8
40-14M-40-6F	40	178.25	175.49	188	120	-	54	69	24	9.6
44-14M-40-6F	44	196.08	193.28	211	120	-	54	69	24	11.8
48-14M-40-6WF	48	213.90	211.11	226	135	172	54	69	24	12
56-14M-40-6WF	56	249.55	246.76	256	135	207	54	69	28	14
64-14M-40-6WF	64	285.21	282.41	296	135	242	54	69	28	16.5
72-14M-40-6A	72	320.86	318.06	-	135	278	54	69	28	16.5
80-14M-40-6A	80	356.51	353.71	-	135	314	54	69	28	18.5
90-14M-40-6A	90	401.07	398.28	-	135	358	54	69	28	20
112-14M-40-6A	112	499.11	496.32	-	135	456	54	69	28	26.7
144-14M-40-6A	144	641.71	638.92	-	135	600	54	69	28	35
168-14M-40-6A	168	748.66	745.87	-	135	706	54	69	28	44.2
192-14M-40-6A	192	855.62	852.82	-	135	813	54	69	28	52.2
216-14M-40-6A	216	962.57	959.76	-	150	920	54	69	28	62.5

### HTD 14M-55

Désignation	Dents	Dimensions en mm								Pds kg
		Dp	De	Df	Dm	Di	F	L	d	
28-14M-55-6F	28	124.78	122.12	127	100	-	70	85	24	5.6
29-14M-55-6F	29	129.23	126.57	138	100	-	70	85	24	6.1
30-14M-55-6F	30	133.69	130.99	138	100	-	70	85	24	7
32-14M-55-6F	32	142.60	139.88	154	100	-	70	85	24	7.8
34-14M-55-6F	34	151.52	148.79	160	100	-	70	85	24	8.3
36-14M-55-6F	36	160.43	157.68	168	100	-	70	85	24	9.6
38-14M-55-6F	38	169.34	166.60	183	120	-	70	85	24	11.2
40-14M-55-6F	40	178.25	175.49	188	120	-	70	85	24	12.5
44-14M-55-6F	44	196.08	193.28	211	120	-	70	85	24	15
48-14M-55-10WF	48	213.90	211.11	226	135	172	70	70	24	13.7
56-14M-55-10WF	56	249.55	246.76	256	135	207	70	70	28	15.2
64-14M-55-10WF	64	285.21	282.41	296	135	242	70	70	28	18.7
72-14M-55-10A	72	320.86	318.06	-	135	278	70	70	28	19.2
80-14M-55-10A	80	356.51	353.71	-	135	314	70	70	28	20
90-14M-55-10A	90	401.07	398.28	-	135	358	70	70	28	22.6
112-14M-55-10A	112	499.11	496.32	-	135	456	70	70	28	29.5
144-14M-55-10A	144	641.71	638.92	-	135	600	70	70	28	39
168-14M-55-10A	168	748.66	745.87	-	135	706	70	70	28	51
192-14M-55-10A	192	855.62	852.82	-	135	813	70	70	28	58.5
216-14M-55-10A	216	962.57	959.76	-	150	920	70	70	28	74.7

### HTD 14M-85

Désignation	Dents	Dimensions en mm								Pds kg
		Dp	De	Df	Dm	Di	F	L	d	
28-14M-85-6F	28	124.78	122.12	127	100	-	102	117	24	8.3
29-14M-85-6F	29	129.23	126.57	138	100	-	102	117	24	9.6
30-14M-85-6F	30	133.69	130.99	138	100	-	102	117	24	9
32-14M-85-6F	32	142.60	139.88	154	100	-	102	117	24	11
34-14M-85-6F	34	151.52	148.79	160	100	-	102	117	24	12
36-14M-85-6F	36	160.43	157.68	168	100	-	102	117	32	13.2
38-14M-85-6F	38	169.34	166.60	183	120	-	102	117	32	15.2
40-14M-85-6F	40	178.25	175.49	188	135	-	102	117	32	17.1
44-14M-85-6F	44	196.08	193.28	211	135	-	102	117	32	21.2
48-14M-85-6F	48	213.90	211.11	226	150	-	102	117	32	25.3
56-14M-85-10WF	56	249.55	246.76	256	150	207	102	102	32	23.4
64-14M-85-10WF	64	285.21	282.41	296	150	242	102	102	32	27.2
72-14M-85-10A	72	320.86	318.06	-	150	278	102	102	32	28.8
80-14M-85-10A	80	356.51	353.71	-	150	314	102	102	32	30.1
90-14M-85-10A	90	401.07	398.28	-	150	358	102	102	32	33
112-14M-85-10A	112	499.11	496.32	-	150	456	102	102	32	41.8
144-14M-85-10A	144	641.71	638.92	-	150	600	102	102	32	52.4
168-14M-85-10A	168	748.66	745.87	-	150	706	102	102	32	60.3
192-14M-85-10A	192	855.62	852.82	-	165	813	102	102	32	86
216-14M-85-10A	216	962.57	959.76	-	165	920	102	102	32	102

### HTD 14M-115

Désignation	Dents	Dimensions en mm								Pds kg
		Dp	De	Df	Dm	Di	F	L	d	
28-14M-115-6F	28	124.78	122.12	127	100	-	133	148	32	10
29-14M-115-6F	29	129.23	126.57	138	100	-	133	148	32	11
30-14M-115-6F	30	133.69	130.99	138	100	-	133	148	32	11.5
32-14M-115-6F	32	142.60	139.88	154	100	-	133	148	32	13.2
34-14M-115-6F	34	151.52	148.79	160	100	-	133	148	32	14.8
36-14M-115-6F	36	160.43	157.68	168	120	-	133	148	32	16.6
38-14M-115-6F	38	169.34	166.60	183	120	-	133	148	32	19.5
40-14M-115-6F	40	178.25	175.49	188	135	-	133	148	32	22.1
44-14M-115-6F	44	196.08	193.28	211	140	-	133	148	32	27
48-14M-115-6F	48	213.90	211.11	226	150	-	133	148	32	32
56-14M-115-6F	56	249.55	246.76	256	150	-	133	148	32	44.2
64-14M-115-10WF	64	285.21	282.41	296	150	242	133	133	32	30.1
72-14M-115-10A	72	320.86	318.06	-	150	278	133	133	32	36.1
80-14M-115-10A	80	356.51	353.71	-	150	314	133	133	32	38.6
90-14M-115-10A	90	401.07	398.28	-	150	358	133	133	32	41
112-14M-115-10A	112	499.11	496.32	-	150	456	133	133	32	52
144-14M-115-10A	144	641.71	638.92	-	165	600	133	133	32	67.8
168-14M-115-10A	168	748.66	745.87	-	165	706	133	133	32	84
192-14M-115-10A	192	855.62	852.82	-	165	813	133	133	32	101
216-14M-115-10A	216	962.57	959.76	-	165	920	133	133	32	130

Tableaux sous réserve de modifications

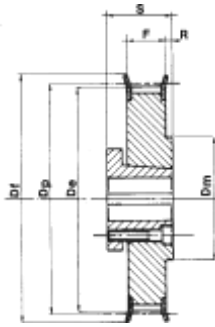
POULIES HTD 14M-170 & HTD 20M - Sur demande



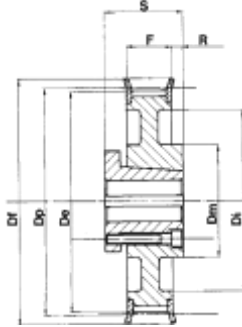
# POULIES DENTEES *Type HTD à Moyeu SP*



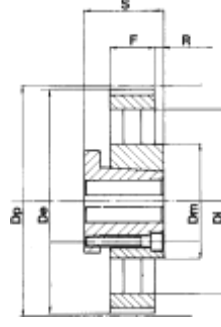
Type 2



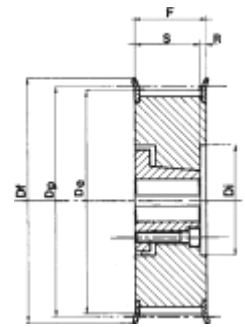
Type 2B



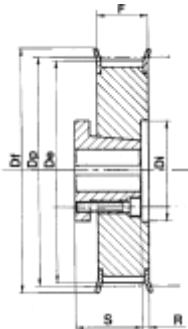
Type 2C



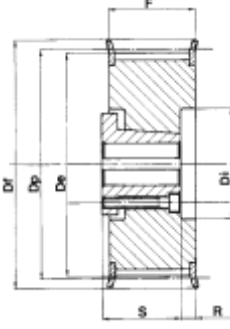
Type 3



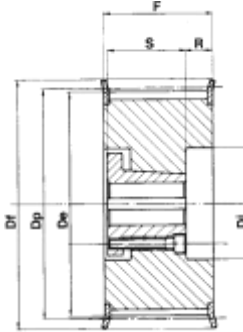
Type 3A



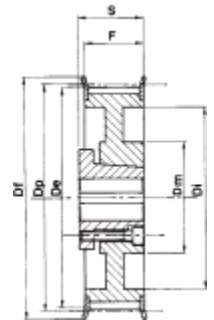
Type 3C



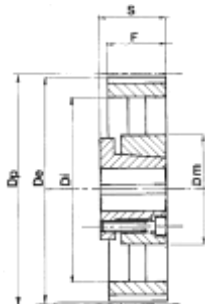
Type 3D



Type 4



Type 6



## HTD B8M-20

	Désignation	Moyeu	Dimensions en mm								Pds kg
			Dp	De	Df	Dm	Di	F	S	R	
Fonte	B24-8M-20-3A	2016	61.12	59.75	66	-	42	28	27	1	0.32
	B26-8M-20-3	2016	66.21	64.84	71	-	47	28	27	1	0.36
	B28-8M-20-3	2016	71.30	70.08	75	-	50	28	27	1	0.44
	B30-8M-20-3A	2825	76.39	75.13	83	-	58	28	37	3	0.55
	B32-8M-20-3A	2825	81.49	80.16	87	-	62	28	37	3	0.65
	B34-8M-20-3A	3825	86.58	85.22	91	-	65	28	37	3	0.62
	B36-8M-20-3A	3825	91.67	90.30	98.5	-	71	28	37	3	0.54
	B38-8M-20-3A	3825	96.77	95.39	103	-	72	28	37	3	0.87
	B40-8M-20-3A	3825	101.86	100.49	106	-	76	28	37	3	1.02
	B44-8M-20-2	4830	112.05	110.67	119	93	-	28	45	2	1.23
	B48-8M-20-2	4830	122.23	120.86	127	95	-	28	45	2	1.57
	B56-8M-20-2	4830	142.60	141.23	148	110	-	28	45	2	2.20
	B64-8M-20-2B	4830	162.97	161.60	168	110	137	28	45	2	2.69
	B72-8M-20-2B	4830	183.35	181.97	192	110	158	28	45	2	3.16
	B80-8M-20-2B	4830	203.72	202.35	-	110	180	28	45	2	4.50
	B90-8M-20-2C	4830	229.18	227.81	-	110	204	28	45	2	6.30

## HTD B8M-30

	Désignation	Moyeu	Dimensions en mm								Pds kg
			Dp	De	Df	Dm	Di	F	S	R	
Fonte	B24-8M-30-3A	2016	61.12	59.75	66	-	42	38	27	22	0.4
	B26-8M-30-3	2016	66.21	64.84	71	-	47	38	27	11	0.5
	B28-8M-30-3	2016	71.30	70.08	75	-	50	38	27	11	0.6
	B30-8M-30-3A	2825	76.39	75.13	83	-	58	38	37	11	0.7
	B32-8M-30-3	2825	81.49	80.16	87	-	62	38	37	11	0.8
	B34-8M-30-3A	3825	86.58	85.22	91	-	65	38	37	13	0.8
	B36-8M-30-3C	3825	91.67	90.30	98.5	-	71	38	37	6.5	1.0
	B38-8M-30-3C	3825	96.77	95.39	103	-	72	38	37	6.5	1.0
	B40-8M-30-3C	3825	101.86	100.49	106	-	76	38	37	6.5	1.2
	B44-8M-30-3C	4830	112.05	110.67	119	-	91	38	45	4	1.4
	B48-8M-30-3C	4830	122.23	120.86	127	-	95	38	45	4	1.8
	B56-8M-30-3C	4830	142.60	141.23	148	-	117	38	45	4	2.8
	B64-8M-30-2	6045	162.97	161.60	168	135	-	38	63	7	4.5
	B72-8M-30-2	6045	183.35	181.97	192	140	-	38	63	7	6
	B80-8M-30-2B	6045	203.72	202.35	-	140	180	38	63	7	5.4
	B90-8M-30-2B	6045	229.18	227.81	-	140	204	38	63	7	6.2
B112-8M-30-2C	6045	285.21	283.83	-	140	260	38	63	7	7.9	
B144-8M-30-2C	6045	366.69	365.32	-	140	341	38	63	7	9.8	

## HTD B8M-50

	Désignation	Moyeu	Dimensions en mm								Pds kg	
			Dp	De	Df	Dm	Di	F	S	R		
Fonte	B28-8M-50-3D	2016	71.30	70.08	75	-	50	60	27	22	0.8	
	B30-8M-50-3A	2825	76.39	75.13	83	-	58	60	37	35	1.0	
	B32-8M-50-3	2825	81.49	80.16	87	-	62	60	37	23	1.0	
	B34-8M-50-3A	3825	86.58	85.22	91	-	65	60	37	35	1.0	
	B36-8M-50-3D	3825	91.67	90.30	98.5	-	71	60	37	17.5	1.2	
	B38-8M-50-3D	3825	96.77	95.39	103	-	72	60	37	17.5	1.5	
	B40-8M-50-3D	3825	101.86	100.49	106	-	76	60	37	17.5	1.7	
	B44-8M-50-3	4830	112.05	110.67	119	-	91	60	45	15	1.8	
	B48-8M-50-3	4830	122.23	120.86	127	-	95	60	45	15	2.4	
	B56-8M-50-3C	5040	142.60	141.23	148	-	116	60	58	10	3.8	
	B64-8M-50-3C	6045	162.97	161.60	168	-	137	60	63	7.5	5.0	
	B72-8M-50-3C	6045	183.35	181.97	192	-	158	60	63	7.5	6.7	
	B80-8M-50-3	7540	203.72	202.35	-	-	180	60	59	1	7.5	
	B90-8M-50-4	7540	229.18	227.81	-	-	160	204	60	59	1	8.0
	B112-8M-50-6	7540	285.21	283.83	-	-	160	260	60	59	1	9.5
	B144-8M-50-6	7540	366.69	365.32	-	-	160	341	60	59	1	12.8
B168-8M-50-6	7540	427.81	426.44	-	-	160	402	60	59	1	17.5	
B192-8M-50-6	7540	488.92	487.55	-	-	160	460	60	59	1	20.0	

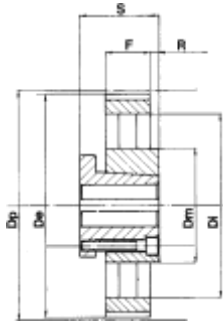
Tableaux sous réserve de modifications



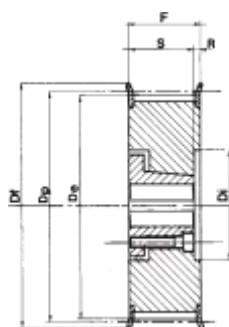
# POULIES DENTÉES *Type HTD à Moyeu SP*



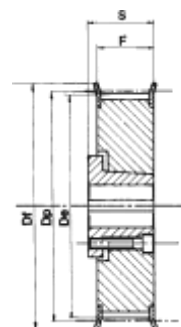
Type 2C



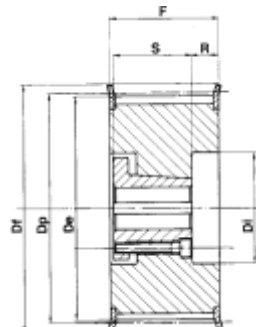
Type 3



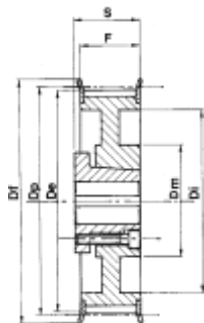
Type 3B



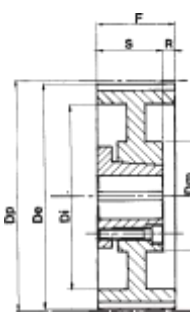
Type 3D



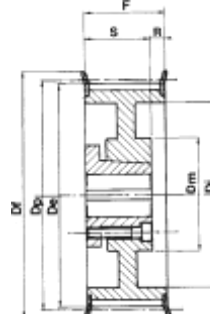
Type 4



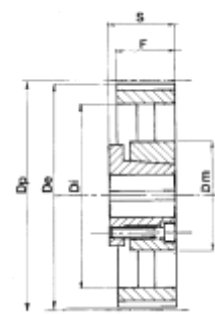
Type 5



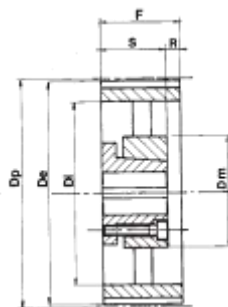
Type 5B



Type 6



Type 7



## HTD B8M-85

	Désignation	Moyeu	Dimensions en mm								Pds kg
			Dp	De	Df	Dm	Di	F	S	R	
Fonte	B34-8M-85-3D	3825	86.58	85.22	91	-	70	95	37	35	1.2
	B36-8M-85-3D	3825	91.67	90.30	98.5	-	71	95	37	35	1.6
	B38-8M-85-3D	3825	96.77	95.39	103	-	72	95	37	35	2.1
	B40-8M-85-3D	3825	101.86	100.49	106	-	80	95	37	35	2.1
	B44-8M-85-3D	4830	112.05	110.67	119	-	91	95	45	32.5	2.1
	B48-8M-85-3D	4830	122.23	120.86	127	-	95	95	45	32.5	3.2
	B56-8M-85-3D	6035	142.60	141.23	148	-	122	95	53	30	3.7
	B64-8M-85-3D	6045	162.97	161.60	168	-	137	95	53	25	6.0
	B72-8M-85-3	7540	183.35	181.97	192	-	158	95	59	36	7.2
	B80-8M-85-3	7540	203.72	202.35	-	-	180	95	59	36	8.8
	B90-8M-85-5	7540	229.18	227.81	-	160	204	95	59	36	10
	B112-8M-85-7	7540	285.21	283.83	-	160	260	95	59	36	12.4
	B144-8M-85-7	7060	366.69	365.32	-	160	341	95	79	17.5	18.5
	B168-8M-85-7	7060	427.81	426.44	-	160	402	95	79	17.5	21.3
	B192-8M-85-7	7060	488.92	487.55	-	160	460	95	79	17.5	27.2

## HTD B14M-40

	Désignation	Moyeu	Dimensions en mm								Pds kg
			Dp	De	Df	Dm	Di	F	S	R	
Fonte	B 28-14M-40-3	4830	124.78	122.12	127	-	90	54	45	9	2.3
	B 29-14M-40-3	4830	129.23	126.57	138	-	95	54	45	9	2.7
	B 30-14M-40-3	4830	133.69	130.99	138	-	98	54	45	9	3
	B 32-14M-40-3	4830	142.60	139.88	154	-	105	54	45	9	2.4
	B 34-14M-40-3	6035	151.52	148.79	160	-	115	54	53	1	3.6
	B 36-14M-40-3	6035	160.43	157.68	168	-	120	54	53	1	4.3
	B 38-14M-40-3	6035	169.34	166.60	183	-	130	54	53	1	4.9
	B 40-14M-40-3	6035	178.25	175.49	188	-	140	54	53	1	5.7
	B 44-14M-40-3B	7540	196.08	193.28	211	-	-	54	59	-	7
	B 48-14M-40-3B	7540	213.90	211.11	226	-	-	54	59	-	8
	B 56-14M-40-4	7540	249.55	246.76	256	160	208	54	59	-	9.6
	B 64-14M-40-4	7540	285.21	282.41	296	160	240	54	59	-	12.3
	B 72-14M-40-4	7540	320.86	318.06	-	160	280	54	59	-	16
	B 80-14M-40-6	7540	356.51	353.71	-	160	315	54	59	-	15.1
	B 90-14M-40-6	7540	401.07	398.28	-	160	358	54	59	-	16.3
	B 112-14M-40-6	7540	499.11	496.32	-	160	457	54	59	-	24
	B 144-14M-40-6	7540	641.71	638.92	-	160	600	54	59	-	31.7
	B 168-14M-40-6	7540	748.66	745.87	-	160	706	54	59	-	39.5
B 192-14M-40-6	7540	855.62	852.82	-	160	813	54	59	-	47.5	
B 216-14M-40-6	7540	962.57	959.76	-	160	920	54	59	-	59	

## HTD B14M-55

	Désignation	Moyeu	Dimensions en mm								Pds kg
			Dp	De	Df	Dm	Di	F	S	R	
Fonte	B28-14M-55-3	4830	124.78	122.12	127	-	90	70	45	25	2.7
	B29-14M-55-3	4830	129.23	126.57	138	-	95	70	45	25	2.9
	B30-14M-55-3	4830	133.69	130.99	138	-	98	70	45	25	3.3
	B32-14M-55-3	6035	142.60	139.88	154	-	115	70	53	17	3.2
	B34-14M-55-3	6035	151.52	148.79	160	-	115	70	53	17	4.2
	B36-14M-55-3	6035	160.43	157.68	168	-	124	70	53	17	4.7
	B38-14M-55-3	6035	169.34	166.60	183	-	130	70	53	17	5.6
	B40-14M-55-3	6035	178.25	175.49	188	-	140	70	53	17	6
	B44-14M-55-3	7540	196.08	193.28	211	-	150	70	59	11	8
	B48-14M-55-3	7540	213.90	211.11	226	-	170	70	59	11	16
	B56-14M-55-5B	7540	249.55	246.76	256	160	208	70	59	11	11.4
	B64-14M-55-5B	7540	285.21	282.41	296	160	240	70	59	11	13.9
	B72-14M-55-5	7540	320.86	318.06	-	160	280	70	59	11	15.3
	B80-14M-55-7	7540	356.51	353.71	-	160	315	70	59	11	16.5
	B90-14M-55-7	7540	401.07	398.28	-	160	358	70	59	11	19
	B112-14M-55-7	7540	499.11	496.32	-	160	457	70	59	11	27.5
	B144-14M-55-7	7540	641.71	638.92	-	160	600	70	59	11	35.5
	B168-14M-55-7	7540	748.66	745.87	-	160	706	70	59	11	49
B192-14M-55-7	7540	855.62	852.82	-	160	813	70	59	11	54.2	
B216-14M-55-2C	9085	962.57	959.76	-	200	920	70	105	15	65	

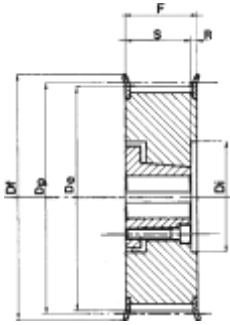
Tableaux sous réserve de modifications



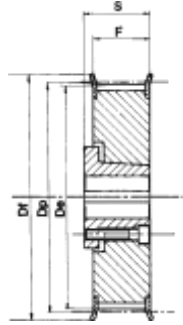
# POULIES DENTEES *Type HTD à Moyeu SP*



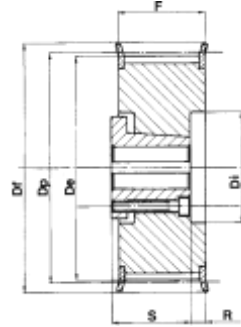
Type 3



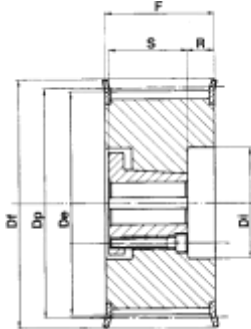
Type 3B



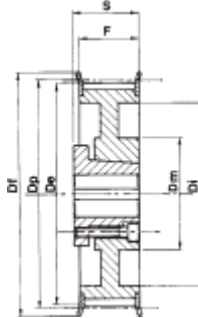
Type 3C



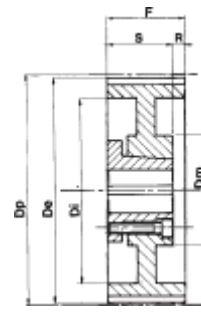
Type 3D



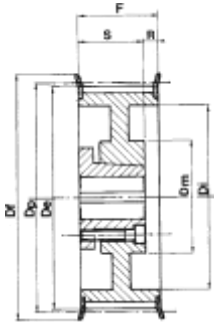
Type 4



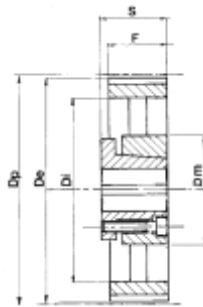
Type 5



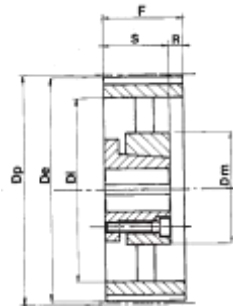
Type 5B



Type 6



Type 7



## HTD B14M-85

## HTD B14M-115

Désignation	Moyeu	Dimensions en mm								Pds kg
		Dp	De	Df	Dm	Di	F	S	R	
B28-14M-85-3D	5040	124.78	122.12	127	-	101	102	58	31.0	3
B29-14M-85-3D	5040	129.23	126.57	138	-	104	102	58	31.0	3.5
B30-14M-85-3D	5040	133.69	130.99	138	-	104	102	58	31.0	3.9
B32-14M-85-3D	6035	142.60	139.88	154	-	115	102	53	33.5	4.2
B34-14M-85-3D	6035	151.52	148.79	160	-	115	102	53	33.5	5.5
B36-14M-85-3D	6045	160.43	157.68	168	-	120	102	63	28.5	6.8
B38-14M-85-3D	6045	169.34	166.60	183	-	130	102	63	28.5	8
B40-14M-85-3D	7540	178.25	175.49	188	-	145	102	59	31.0	10
B44-14M-85-3	7060	196.08	193.28	211	-	155	102	79	21.0	11
B48-14M-85-3C	8070	213.90	211.11	226	-	170	102	88	16.0	13.7
B56-14M-85-3B	9085	249.55	246.76	256	-	-	102	105	-	21.6
B64-14M-85-4	9085	285.21	282.41	296	200	240	102	105	-	28.8
B72-14M-85-4	9085	320.86	318.06	-	200	280	102	105	-	26
B80-14M-85-6	9085	356.51	353.71	-	200	315	102	105	-	29
B90-14M-85-6	9085	401.07	398.28	-	200	358	102	105	-	31.8
B112-14M-85-6	9085	499.11	496.32	-	200	456	102	105	-	40
B144-14M-85-6	9085	641.71	638.92	-	200	600	102	105	-	51.2
B168-14M-85-6	9085	748.66	745.87	-	200	706	102	105	-	62
B192-14M-85-6	10095	855.62	852.82	-	220	813	102	119	-	80.4
B216-14M-85-6	10095	962.57	959.76	-	220	920	102	119	-	90

Désignation	Moyeu	Dimensions en mm									Pds kg
		Dp	De	Df	Dm	Di	F	S	R		
B32-14M-115-3D	6045	142.60	139.88	154	-	114	133	63	44	5	
B34-14M-115-3D	6045	151.52	148.79	160	-	118	133	63	44	6.5	
B36-14M-115-3D	6045	160.43	157.68	168	-	120	133	63	44	8	
B38-14M-115-3D	6045	169.34	166.60	183	-	130	133	63	44	9.2	
B40-14M-115-3D	7060	178.25	175.49	188	-	145	133	79	36.5	9.5	
B44-14M-115-3D	7060	196.08	193.28	211	-	155	133	79	36.5	13	
B48-14M-115-3	8070	213.90	211.11	226	-	170	133	88	45	15.8	
B56-14M-115-3	9085	249.55	246.76	256	-	208	133	105	28	24	
B64-14M-115-5B	9085	285.21	282.41	296	200	240	133	105	28	32	
B72-14M-115-5	9085	320.86	318.06	-	200	280	133	105	28	31	
B80-14M-115-5	9085	356.51	353.71	-	200	315	133	105	28	33.1	
B90-14M-115-7	9085	401.07	398.28	-	200	358	133	105	28	37	
B112-14M-115-7	9085	499.11	496.32	-	200	456	133	105	28	49	
B144-14M-115-7	10095	641.71	638.92	-	220	600	133	119	14	63	
B168-14M-115-7	10095	748.66	745.87	-	220	706	133	119	14	71.5	
B192-14M-115-7	10095	855.62	852.82	-	220	813	133	119	14	95	
B216-14M-115-7	10095	962.57	959.76	-	220	920	133	119	14	105	

Tableaux sous réserve de modifications

Poulies HTD B14M-170 - Sur demande

**NOUS POUVONS AUSSI VOUS FOURNIR DES  
POULIES DENTEES Type HTD à MOYEU TL**

**N'HESITEZ PAS A NOUS CONSULTER !**

## DIMENSIONS



N° du moyeu	Vis		Couple de serrage (Nm)	Dimensions en mm							Poids kg
	∅	l		d	D	S	U	V	W		
R2016	5	22	6	30	46	27	7	11	16	0.17	
R2825	6	30	8	39	58	37	8	12	25	0.35	
R3825	6	30	14	51	70	37	8	12	25	0.57	
R4830	8	35	35	64	88	45	11	15	30	1.20	
5040	12	45	60	68	100	58	13	18	40	1.75	
R6035	12	40	60	79	110	53	13	18	35	2.10	
6045	12	50	60	80	110	63	13	18	45	2.50	
7060	14	65	110	98	140	79	14	19	60	4.50	
R7540	14	45	110	96	137	59	14	19	40	3.40	
8070	12	75	60	113	150	88	13	18	70	6.00	
9085	14	90	110	126	165	105	15	20	85	8.40	
R9560	14	65	110	123	165	80	15	20	60	6.40	
10095	16	100	160	143	190	119	15	24	95	14.30	
115105	18	110	200	161	210	130	18	25	105	17.70	
130120	20	120	260	177	230	145	18	25	120	23.30	

### REMARQUES :

- Les moyeux précédés de la lettre «R» sont à montage réversible.
- Tous les moyeux sont fabriqués en fonte de haute qualité, à l'exception du type 2016 qui est en acier.

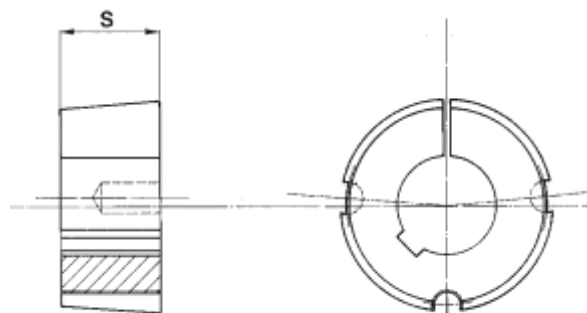
### ALESAGES METRIQUES STANDARDS

N° du moyeu	Alésages en mm (ISO E8)
R 2016	11 - 12 - 14 - 15 - 16 - 18 - 19 - 20 - 22** - 24** - 25**
R 2825	11 - 12 - 14 - 15 - 16 - 18 - 19 - 20 - 22 - 24 - 25 - 26 - 28 - 30*
R 3825	12 - 14 - 15 - 16 - 18 - 19 - 20 - 22 - 24 - 25 - 26 - 28 - 30 - 32 - 35 - 36 - 38 - 40*
R 4830	14 - 15 - 16 - 18 - 19 - 20 - 22 - 24 - 25 - 26 - 28 - 30 - 32 - 35 - 36 - 38 - 40 - 42 - 45 - 48 - 50*
5040	18 - 19 - 20 - 22 - 24 - 25 - 26 - 28 - 30 - 32 - 35 - 36 - 38 - 40 - 42 - 45 - 48 - 50 - 55*
R 6035	18 - 19 - 20 - 22 - 24 - 25 - 26 - 28 - 30 - 32 - 35 - 38 - 40 - 42 - 45 - 48 - 50 - 55 - 60 - 65*
6045	18 - 19 - 20 - 22 - 24 - 25 - 26 - 28 - 30 - 32 - 35 - 38 - 40 - 42 - 45 - 48 - 50 - 55 - 60 - 65*
R 7540	30 - 32 - 35 - 38 - 40 - 42 - 45 - 48 - 50 - 55 - 60 - 65 - 70 - 75
7060	30 - 32 - 35 - 38 - 40 - 42 - 45 - 48 - 50 - 55 - 60 - 65 - 70 - 75
8070	40 - 42 - 45 - 48 - 50 - 55 - 60 - 65 - 70 - 75 - 80
R 9560	50 - 55 - 60 - 65 - 70 - 75 - 80 - 85 - 90 - 95
9085	50 - 55 - 60 - 65 - 70 - 75 - 80 - 85 - 90 - 95
10095	50 - 55 - 60 - 65 - 70 - 75 - 80 - 85 - 90 - 95 - 100
115105	55 - 60 - 65 - 70 - 75 - 80 - 85 - 90 - 95 - 100 - 105 - 110 - 115
130120	60 - 65 - 70 - 75 - 80 - 85 - 90 - 95 - 100 - 105 - 110 - 115 - 120 - 125 - 130

\*\* Les alésages de ces moyeux sont sans rainure de clavette.

\* Les alésages de ces moyeux ont une rainure basse.

## MOYEU AMOVIBLE TL



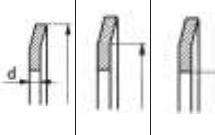
### ALESAGES METRIQUES STANDARDS

N° du moyeu	Alésages en mm (ISO E 8)	S	Poids
		mm	kg
1008	9 - 10 - 11 - 12 - 14 - 16 - 18 - 19 - 20 - 22 - 24* - 25*	22.3	0.10
1108	9 - 10 - 11 - 12 - 14 - 16 - 18 - 19 - 20 - 22 - 24 - 25 - 28*	22.3	0.16
1210	14 - 16 - 18 - 19 - 20 - 22 - 24 - 25 - 28 - 30 - 32	25.4	0.32
1610	14 - 16 - 18 - 19 - 20 - 22 - 24 - 25 - 28 - 30 - 32 - 35 - 38 - 40 - 42	25.4	0.41
1615	14 - 16 - 18 - 19 - 20 - 22 - 24 - 25 - 28 - 30 - 32 - 35 - 38 - 40* - 42*	38.1	0.60
2012	14 - 16 - 18 - 19 - 20 - 22 - 24 - 25 - 28 - 30 - 32 - 35 - 38 - 40 - 42 - 45 - 48 - 50	31.8	0.75
2517	16 - 18 - 19 - 20 - 22 - 24 - 25 - 28 - 30 - 35 - 38 - 40 - 42 - 45 - 48 - 50 - 55 - 60	44.5	1.06
3020	25 - 28 - 30 - 32 - 35 - 38 - 40 - 42 - 45 - 48 - 50 - 55 - 60 - 65 - 70 - 75	50.8	2.50
3030	35 - 38 - 40 - 42 - 45 - 48 - 50 - 55 - 60 - 65 - 70 - 75	76.2	3.75
3525	35 - 38 - 40 - 42 - 45 - 48 - 50 - 55 - 60 - 65 - 70 - 75 - 80 - 85 - 90	88.9	5.13
3535	35 - 38 - 40 - 42 - 45 - 48 - 50 - 55 - 60 - 65 - 70 - 75 - 80 - 85 - 90	88.9	5.13
4040	40 - 42 - 45 - 48 - 50 - 55 - 60 - 65 - 70 - 75 - 80 - 85 - 90 - 95 - 100	101.6	7.68
5050	70 - 75 - 80 - 85 - 90 - 95 - 100 - 105 - 110 - 115 - 120 - 125	127.0	15.17

\* Les alésages de ces moyeux ont une rainure basse.

### REMARQUES :

- Les rainures de clavette sont normalisées selon la norme DIN6885.
- Les tableaux sont sous réserve de modifications.

Flasques			
	d	d	d
B 0	19.5	17.5	12.0
B 1	23.0	17.5	12.0
B 2	25.0	22.0	15.0
B 3	28.0	24.0	18.0
B 4	32.0	28.0	21.5
B 5	36.0	31.0	25.0
B 6	38.0	34.0	28.0
B 7	42.0	38.0	30.5
B 8	44.0	40.0	33.0
B 9	48.0	43.5	37.0
B 10	51.0	47.5	40.0
B 11	54.0	50.5	43.0
B 12	57.0	53.0	46.0
B 13	60.0	57.0	47.0
B 14	63.0	57.0	48.0
B 15	66.0	61.5	52.0
B 16	71.0	65.0	56.0
B 17	75.0	68.5	60.0
B 18	79.0	73.5	64.0
B 19	83.0	76.5	68.0
B 20	87.0	82.5	72.0
B 21	91.0	85.5	76.0
B 22	93.0	89.0	80.0
B 23	97.0	93.0	83.0
B 24	103.0	97.0	86.0
B 25	106.0	101.0	90.0
B 26	111.0	106.0	94.0
B 27	115.0	110.0	99.0
B 28	119.0	113.5	103.0
B 29	123.0	117.5	107.0
B 30	127.0	122.0	111.0
B 31	131.0	125.5	115.0
B 32	135.0	130.0	119.0
B 33	140.0	134.5	123.0
B 34	143.0	139.0	127.0
B 35	148.0	143.0	132.0
B 36	152.0	147.5	136.0
B 37	158.0	154.0	142.0
B 38	168.0	163.0	149.5
B 39	175.0	170.0	157.0
B 40	184.0	179.0	165.0
B 41	192.0	187.0	173.0
B 42	200.0	195.0	181.0
B 44	146.0	138.0	116.0
B 45	154.0	146.0	122.0
B 46	160.0	150.0	128.0
B 47	168.0	162.0	135.0
B 49	183.0	170.0	145.0
B 50	188.0	180.0	158.0
B 51	198.0	188.0	165.0
B 52	197.0	185.0	155.0
B 54	205.0	196.0	164.0
B 56	216.0	208.0	186.0
B 57	226.0	214.0	190.0
B 58	230.0	222.0	200.0
B 59	240.0	230.0	208.0
B 62	256.0	246.0	208.0
B 65	265.0	252.0	235.0
B 72	250.0	238.0	218.0
B 73	13.0	10.0	6.0
B 74	15.0	12.0	8.0
B 75	16.0	13.0	9.5
B 76	17.5	14.5	10.5
B 77	18.0	15.0	11.5
B 78	23.0	20.0	14.0
B 90	111.0	106.0	90.0
B 92	119.0	113.5	99.0
B 107	106.0	100.0	85.7

Nb de dents	Type de flasques			
	d = 0.5 mm	d = 1 mm	d = 1 mm	d = 1.5 mm
	T2.5	T5/AT5	T10/AT10	T20
8	-	-	-	-
9	-	-	-	-
10	-	B 0	-	-
11	-	B 1	-	-
12	B 73	B 1	B 7	-
13	B 73	B 2	B 8	-
14	B 74	B 2	B 9	-
15	B 74	B 3	B 10	-
16	B 75	B 4	B 11	B 107
17	B 76	B 4	B 12	B 90
18	B 76	B 4	B 13	B 92
19	B 77	B 5	B 15	-
20	B 0	B 5	B 15	B 121
21	B 0	B 6	B 16	B 121
22	B 1	B 6	B 17	B 44
23	B 78	B 7	B 18	B 45
24	B 78	B 7	B 19	B 46
25	B 78	B 8	B 19	B 47
26	B 2	B 8	B 20	B 47
27	B 2	B 9	B 21	B 49
28	B 2	B 9	B 22	B 50
29	B 3	B 10	B 23	B 52
30	B 3	B 10	B 23	B 51
31	B 4	B 11	B 24	B 54
32	B 4	B 11	B 25	B 56
33	B 4	B 12	B 26	B 56
34	B 4	B 12	B 27	B 57
35	B 4	B 13	B 27	B 58
36	B 5	B 14	B 28	B 59
37	B 5	B 14	B 29	B 72
38	B 5	B 15	B 30	B 62
39	B 5	B 15	B 30	B 62
40	B 6	B 15	B 31	B 65
41	B 6	B 16	B 32	-
42	B 6	B 16	B 33	-
43	B 6	B 17	B 34	-
44	B 7	B 17	B 34	-
45	B 7	B 18	B 35	-
46	B 7	B 18	B 36	-
47	B 7	B 18	B 36	-
48	B 7	B 19	B 37	-
49	B 8	B 19	B 37	-
50	B 8	B 20	-	-
51	B 9	B 20	B 38	-
52	B 9	B 20	B 38	-
53	B 9	B 21	B 39	-
54	B 9	B 21	B 39	-
55	B 9	B 22	-	-
56	B 10	B 22	B 40	-
57	B 10	B 23	-	-
58	B 10	B 23	-	-
59	B 10	B 23	B 41	-
60	B 10	B 24	B 42	-
61	B 11	B 24	B 42	-
62	B 11	-	B 54	-
63	B 11	B 25	-	-
64	B 11	B 25	-	-
65	B 12	B 26	-	-
66	B 12	B 26	B 56	-

Nb de dents	Type de Flasques				
	d = 0.5mm	d = 1 mm	d = 1.5mm	d = 3mm	d = 4mm
	HTD 3M	HTD 5M	HTD 8M	HTD 14M	HTD20M
10	B 73	-	-	-	-
11	B 73	-	-	-	-
12	B 74	B 78	-	-	-
13	B 74	B 2	-	-	-
14	B 75	B 2	-	-	-
15	B 76	B 3	B 82	-	-
16	B 77	B 3	B 83	-	-
17	B 0	B 4	B 98	-	-
18	B 0	B 4	B 96	-	-
19	B 0	B 97	B 84	-	-
20	B 78	B 5	B 85	-	-
21	B 2	B 6	B 99	-	-
22	B 2	B 6	B 13	-	-
23	B 2	B 7	B 14	-	-
24	B 2	B 7	B 15	-	-
25	B 3	B 8	B 103	-	-
26	B 3	B 8	B 16	-	-
27	B 4	B 9	-	-	-
28	B 4	B 9	B 17	B 108	-
29	B 4	B 10	B 18	B 43	-
30	B 4	B 10	B 19	B 43	-
31	B 5	B 11	B 105	B 44	-
32	B 5	B 11	B 20	B 45	-
33	B 5	B 12	B 20	B 46	-
34	B 6	B 12	B 21	B 46	B 144
35	B 6	B 13	B 22	B 47	-
36	B 6	B 13	B 106	B 47	B 145
37	B 7	B 15	B 23	B 48	-
38	B 7	B 15	B 24	B 49	B 146
39	B 7	B 15	B 25	B 49	-
40	B 7	B 16	B 25	B 50	B 147
41	B 8	B 16	B 26	B 50	-
42	B 8	B 17	B 26	B 51	-
43	B 9	B 17	B 27	B 53	-
44	B 9	B 17	B 28	B 55	B 148
45	B 9	B 18	B 28	B 55	-
46	B 9	B 18	B 29	B 56	-
47	B 10	B 18	B 108	B 57	-
48	B 10	B 19	B 30	B 57	B 149
49	B 10	B 19	B 31	B 58	-
50	B 10	B 20	B 31	B 58	-
51	B 11	B 20	B 32	B 59	-
52	B 11	B 20	B 33	B 59	B 150
53	B 11	B 21	B 33	B 72	-
54	B 12	B 21	B 34	B 72	-
55	B 12	B 22	B 34	B 61	-
56	B 12	B 22	B 35	B 61	B 151
57	B 13	B 23	B 36	B 65	-
58	B 13	B 23	B 36	B 66	-
59	B 14	B 23	B 46	B 66	-
60	B 14	B 24	B 37	B 63	B 152
61	B 15	B 24	B 37	B 63	-
62	B 15	B 25	B 47	B 63	-
63	B 15	B 25	B 38	B 64	-
64	B 15	B 25	B 38	B 64	B 153
65	B 15	B 90	B 48	-	-
66	B 16	B 90	B 39	-	-
67	B 16	B 26	B 39	-	-
68	B 16	B 91	B 49	-	B 154
69	B 16	B 91	B 40	-	-
70	B 17	B 27	B 40	-	-
71	B 17	B 92	B 50	-	-
72	B 17	B 28	B 41	-	B 155
80	-	B 32	-	-	B 156
90	-	-	-	-	B 157

Dimensions autres flasques sur demande.

Tableaux sous réserve de modifications.